

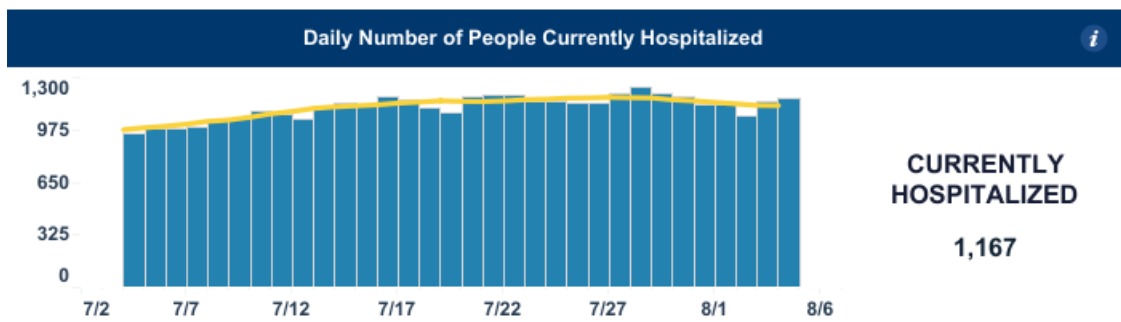
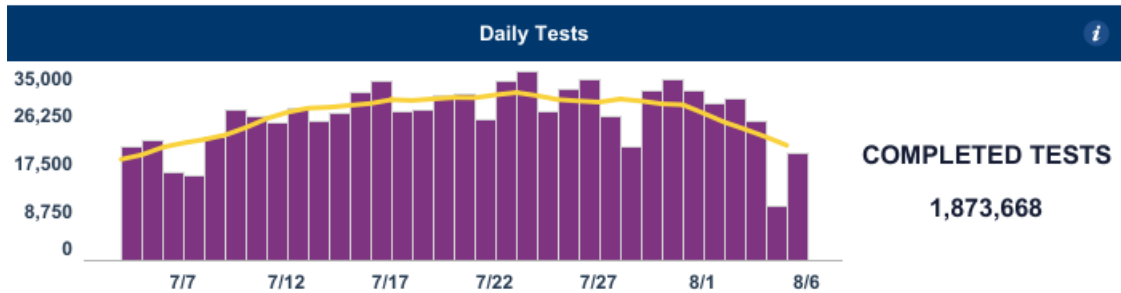
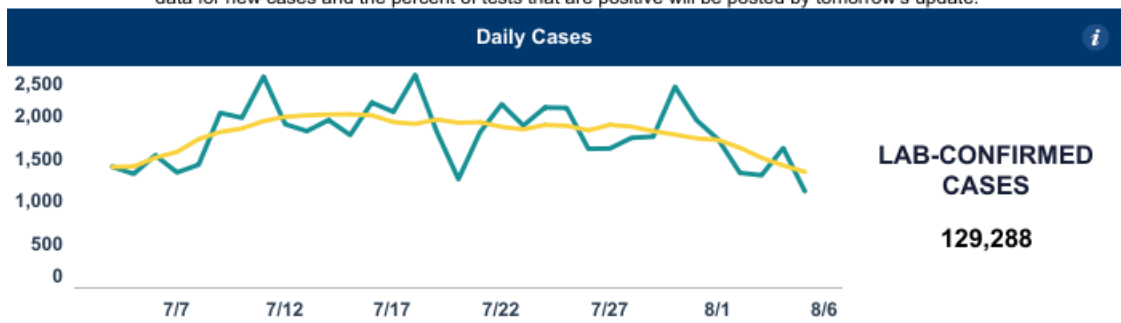


COVID-19 North Carolina Dashboard

Knowing when to dial up or down measures that slow the spread of the virus depends on North Carolina's testing, tracing and trends. This dashboard provides an overview on the metrics and capacities that the state is following.

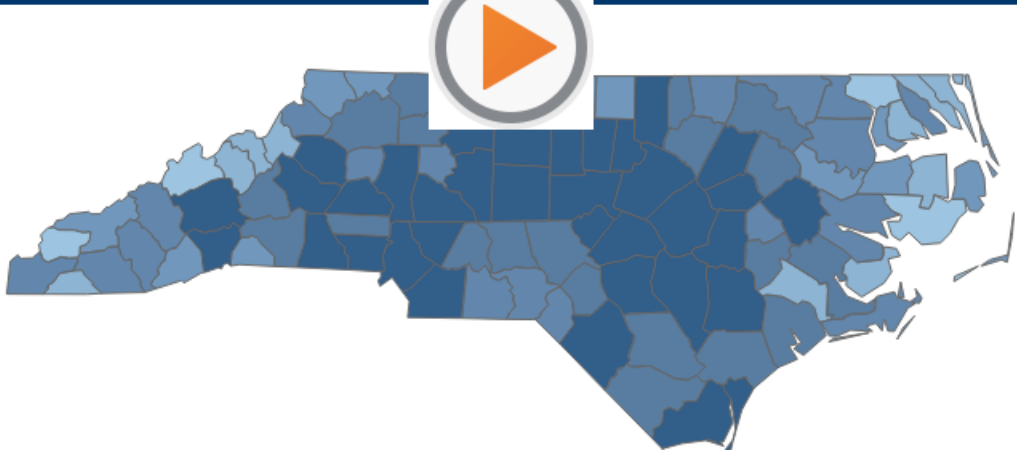
Updated daily by approximately 12:00 p.m. Last updated August 5, 2020 at 12:00 p.m.

This afternoon while conducting data quality monitoring, we identified laboratory reporting omissions for August 2 - 5. Corrected data for new cases and the percent of tests that are positive will be posted by tomorrow's update.



County Map by Cases

(Click to highlight | | [invert map](#))



Map Credit: NCDHHS

- 1-10
- 25-50
- 50-100
- 100-250
- 250-500
- 500-1000
- 1000+

Select Geography

- County
- ZIP Code

Search for County

All

Select Metric

- Cases
- Cases per 10,000 residents

County Cases and Deaths

(Click to highlight map, unclick to revert map)

County	Cases	Deaths
Alamance	2,298	41
Alexander	278	2
Alleghany	164	0
Anson	311	2
Ashe	139	1
Avery	88	0
Beaufort	354	2

August 5, 2020

+ a b | e a u

Dashboard

[CLI Surveillance](#)

[Cases](#)

[Testing](#)

[Hospitalizations](#)

[Contact Tracing](#)

[PPE](#)

[Outbreaks and Clusters](#)

[Reports](#)

[About the Data](#)

Share this page:





Contact Information

NC Department of Health and Human Services
2001 Mail Service Center
Raleigh, NC 27699-2000
Customer Service Center: 1-800-662-7030
For COVID-19 questions call 2-1-1

Census 2020

Recent Tweets

[Tweets by @ncdhhs](#)

Stay Connected



[NC.GOV HOME](#)



[TRANSLATION DISCLAIMER](#)



[ACCESSIBILITY](#)



[TERMS OF USE](#)



[PRIVACY POLICY](#)



[OPEN BUDGET](#)

