



00000000000000  
4e4344484853

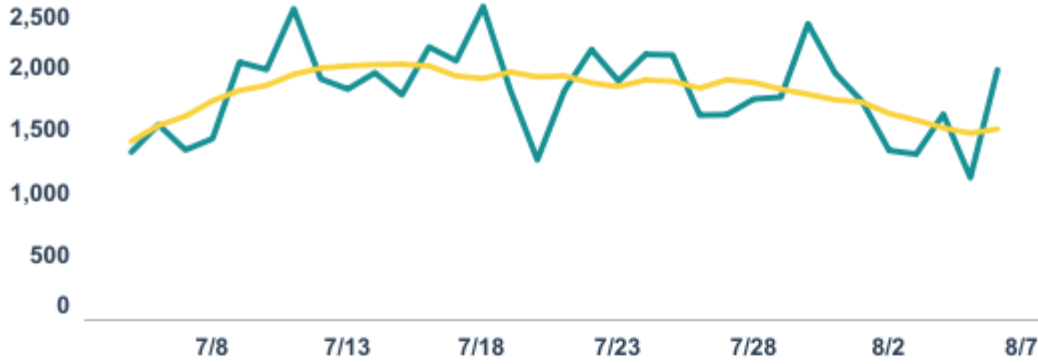
00000000000000  
434f5649442d3139

00000000000000 00000000000000 00000000000000 00000000000000  
434f5649442d3139 4e6f727468 4361726f6c696e61 44617368626f617264

00000000000000 00000000 0000 00000000 0000 0000 00000000 0000000000 00000000 00000000 00000000 00000000 00000000 00000000 00000000 00000000  
7669727573 646576656e6473 6f6e 4e6f727468 4361726f6c696e61'73 74657374696e672c 74726163696e67 616e64 7472656e64732e 54686973  
646f7368626f617264 78726f7669646573 6f6e 6f76657269696977 6f6e 746865 696974696973 616e64 63617661636974696573 74686174 746865  
7374617265 6973 686f6c6e6f77696e692e

0000 000000000000 00 0000000000 00000000000000000000 00000000 00000000000000 00000000000000000000 00000000000000000000 00000000000000000000 00000000000000000000 00000000000000000000 00000000000000000000  
6c61626f7261746f7379 7265766f7374696e67 6f6b6973696e6f6973 686f73 417967759374 3220352e 436f7372656369746562 64617461 686f73 6e6572  
746f646179'73 7576646174652e 526576696577 6868747476733a2f2f6e696c65732e6e632e676f762f636f7669642f646f63736b656e74732f  
646f7368626f617264 78726f7669646573 6f6e 6f76657269696977 6f6e 746865 6969746973 74686174 617265 786f736974697665 686173 62656e6e 766f7374696564 696e  
746f646179'73 7576646174652e 526576696577 6868747476733a2f2f6e696c65732e6e632e676f762f636f7669642f646f63736b656e74732f

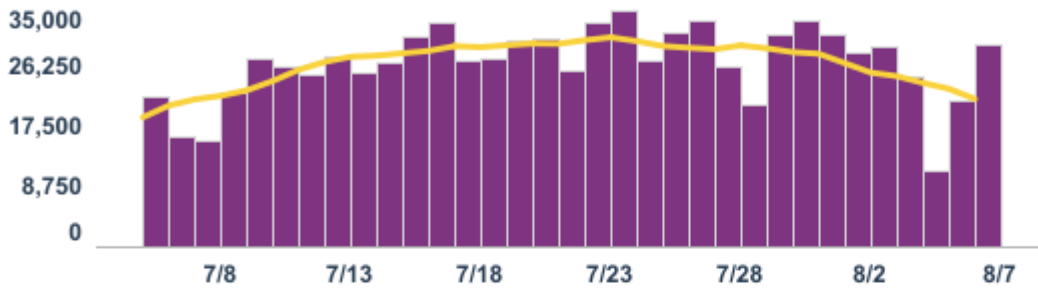
### Daily Cases



**LAB-CONFIRMED  
CASES**

**131,267**

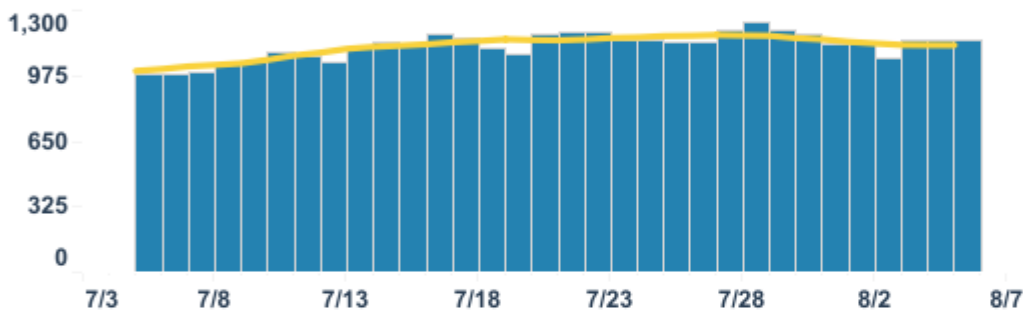
### Daily Tests



**COMPLETED TESTS**

**1,904,750**

### Daily Number of People Currently Hospitalized



**CURRENTLY  
HOSPITALIZED**

**1,147**

### County Map by Cases



(Click to highlight vert map)

