



00000000000000  
4e4344484853

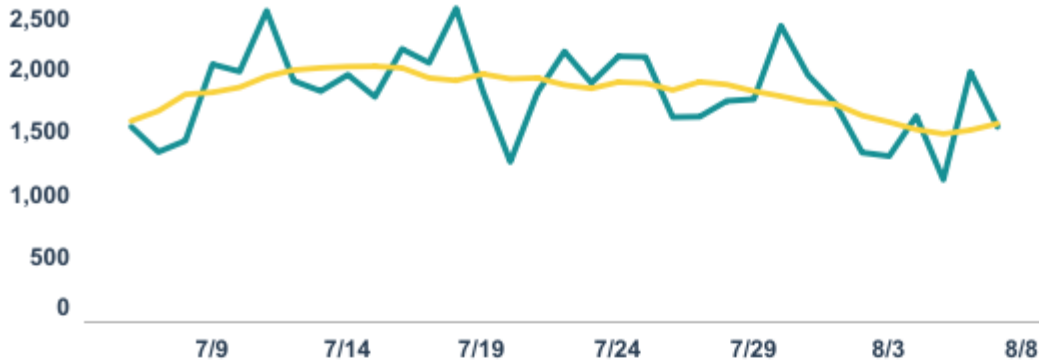
00000000000000  
434f5649442d3139

00000000000000 00000000000000 00000000000000 00000000000000  
434f5649442d3139 4e6f727468 4361726f6c696e61 44617368626f617264

00000000000000 00000000 0000 00000000 0000 0000 00000000 0000000000 00000000 00000000 00000000 00000000 00000000 00000000 00000000 00000000  
7669727573 646576656e6473 6f6e 4e6f727468 4361726f6c696e61'73 74657374696e672c 74726163696e67 616e64 7472656e64732e 54686973  
646f7368626f617264 78726f7669646573 6f6e 6f76657269696977 6f6e 746865 696974696973 616e64 63617661636974696573 74686174 746865  
7374617265 6973 686f6c6e6f776969692e

0000 010967959374 35 7768696e65 636f6e62756974696e67 64617461 7179616c697479 6b6f6e69746f72696e672c 7765 696269697469696562  
6c61626f7261746f7379 7265766f7274696e67 6f6b697369696e6973 686f77 417967959374 322d312e 436f72726563746562 64617461 686f77 6e6577  
6361736573 616e64 746865 76657263656e74 6f6e 7465737473 74686174 617265 786f736974697665 686173 6265656e 766f73746964 696e  
746f646179'73 7576646174652e 526576696577 6868747476733a2f2f6e696c65732e6e632e6769762f636f7669642f646f63736b656e74732f  
646f7368626f6172642f617969732d656f4e43444848636f6461746165766461746969786c6c69737823 . 6f6e 616e616e69736973 6f6e 746865  
636f72726563746564 646174612e

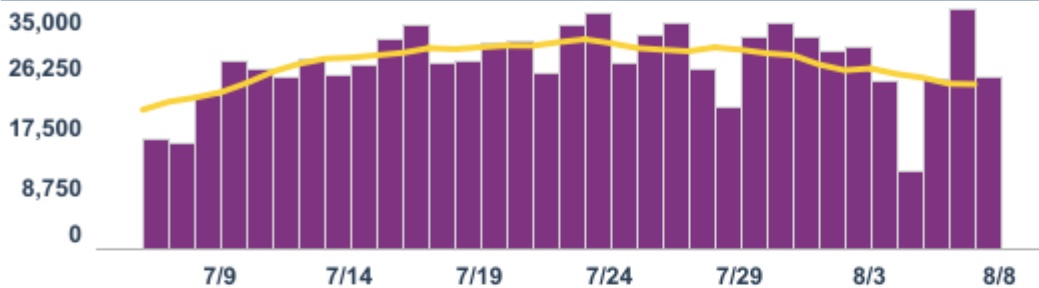
### Daily Cases



**LAB-CONFIRMED  
CASES**

**132,812**

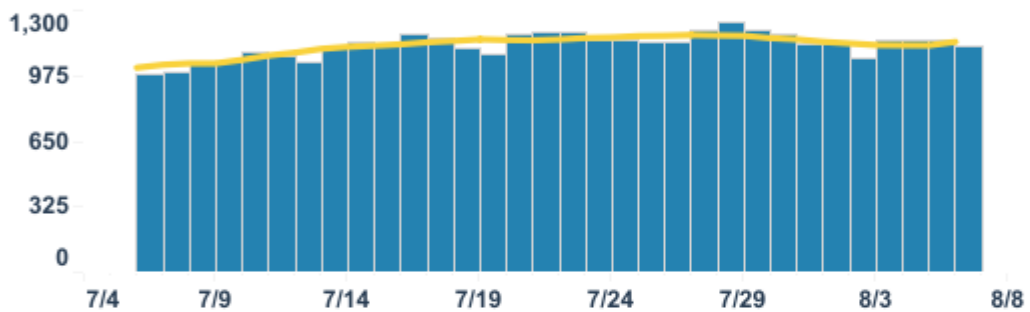
### Daily Tests



**COMPLETED TESTS**

**1,939,812**

### Daily Number of People Currently Hospitalized



**CURRENTLY  
HOSPITALIZED**

**1,123**

### County Map by Cases



(Click to highlight vert map)

