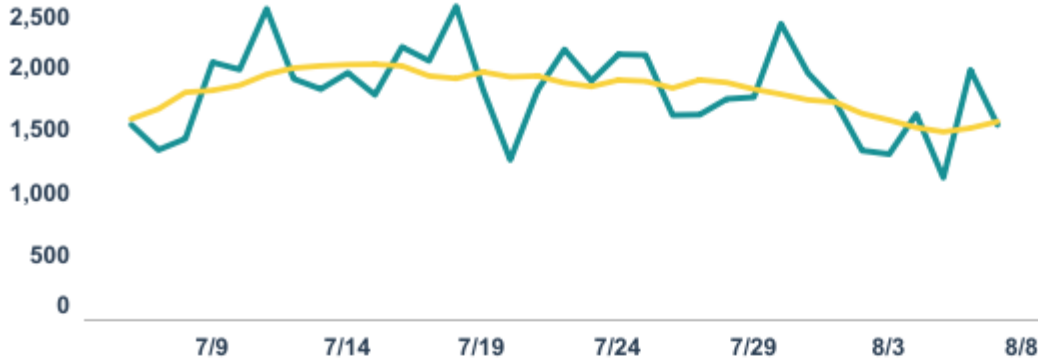


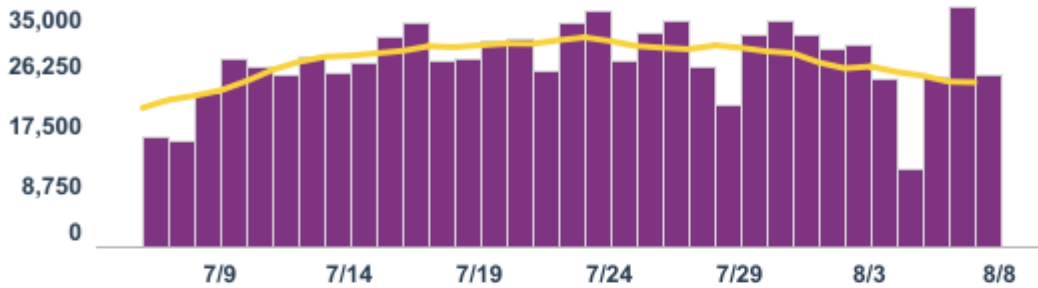
Daily Cases



**LAB-CONFIRMED
CASES**

132,812

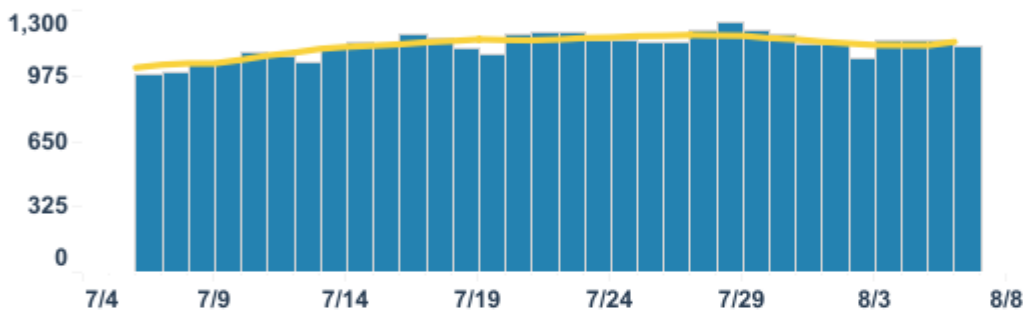
Daily Tests



COMPLETED TESTS

1,939,812

Daily Number of People Currently Hospitalized



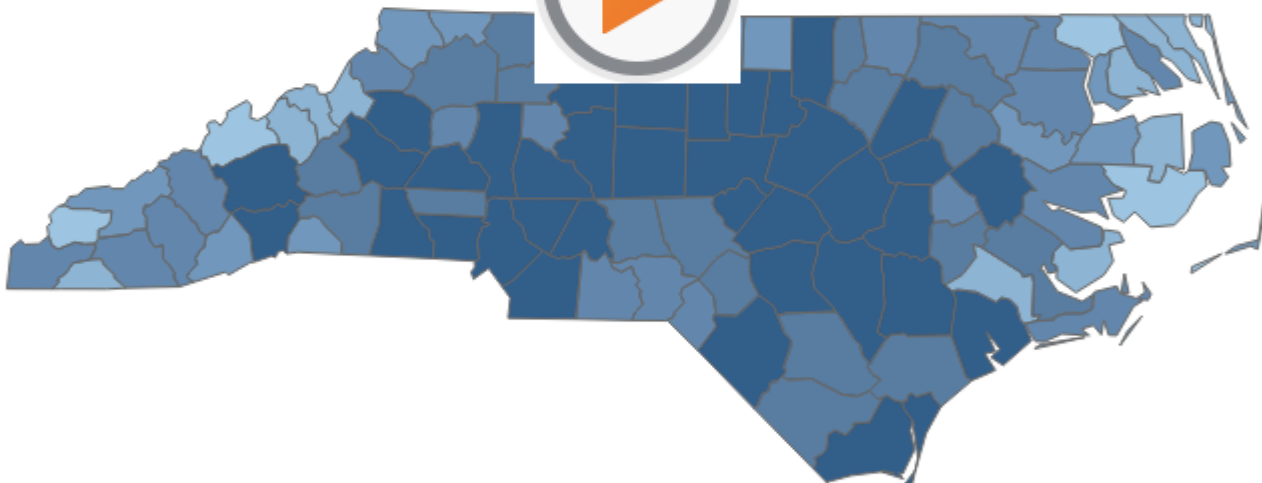
**CURRENTLY
HOSPITALIZED**

1,123

County Map by Cases



(Click to highlight vert map)



44.617368626F617264

434c49 5379777665696c616f6365 282f64617368626f6172642f636c692d7375727663696c6c616f636529

4361736573 282f64617368626f6172642f636c692d7375727663696c6c616f636529

54657374696f67 282f64617368626f6172642f636c692d7375727663696c6c616f636529

486f73706974616c697a6174696f6f63 282f64617368626f6172642f636c692d7375727663696c6c616f636529

436f6f74616374 54726163696f67 282f64617368626f6172642f636c692d7375727663696c6c616f636529

685045 282f64617368626f6172642f636c692d7375727663696c6c616f636529

4f7574627265616873 616f64 436c757374657273 282f64617368626f6172642f636c692d7375727663696c6c616f636529

636c75737465727329

6265706f727473 282f64617368626f6172642f636c692d7375727663696c6c616f636529

4162757374 746865 44617461 282f64617368626f6172642f636c692d7375727663696c6c616f636529

5368617265 94686973 706167653a



46616365626f6f68

2868747470733a2f2f77772f60616365626f6f682f636c692d7375727663696c6c616f636529

7960602479709363419393409993636992636493932f6f62626368792f6970934062619368626f6f696293



62776974746572

2868747470733a2f2f77772f60616365626f6f682f636c692d7375727663696c6c616f636529

7960602479709363419393409993636992636493932f6f62626368792f6970934062619368626f6f696293