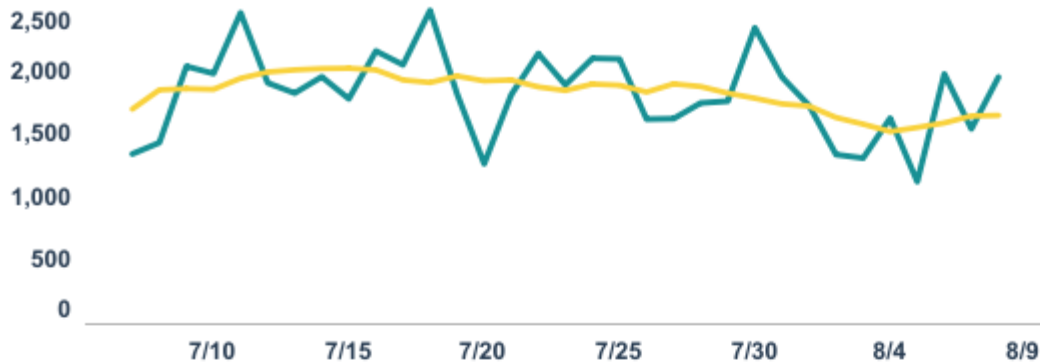


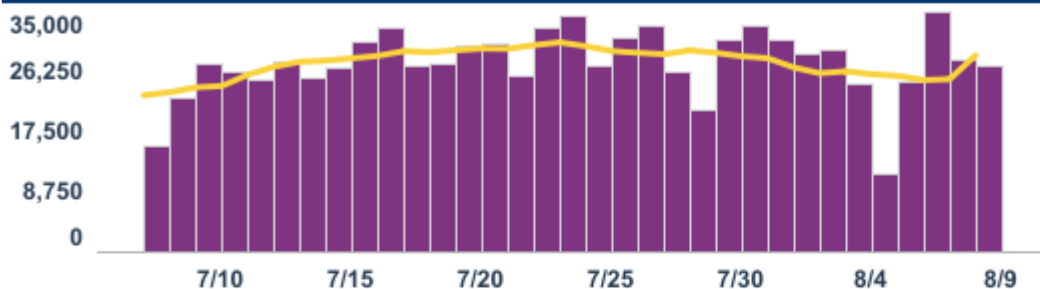
Daily Cases



LAB-CONFIRMED CASES

134,766

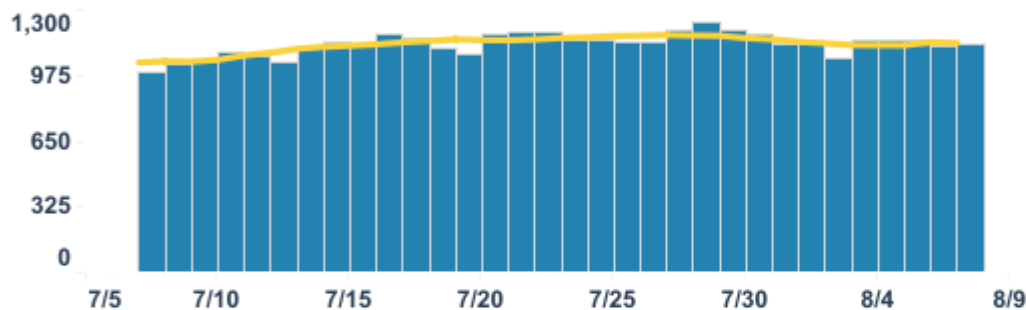
Daily Tests



COMPLETED TESTS

1,969,766

Daily Number of People Currently Hospitalized



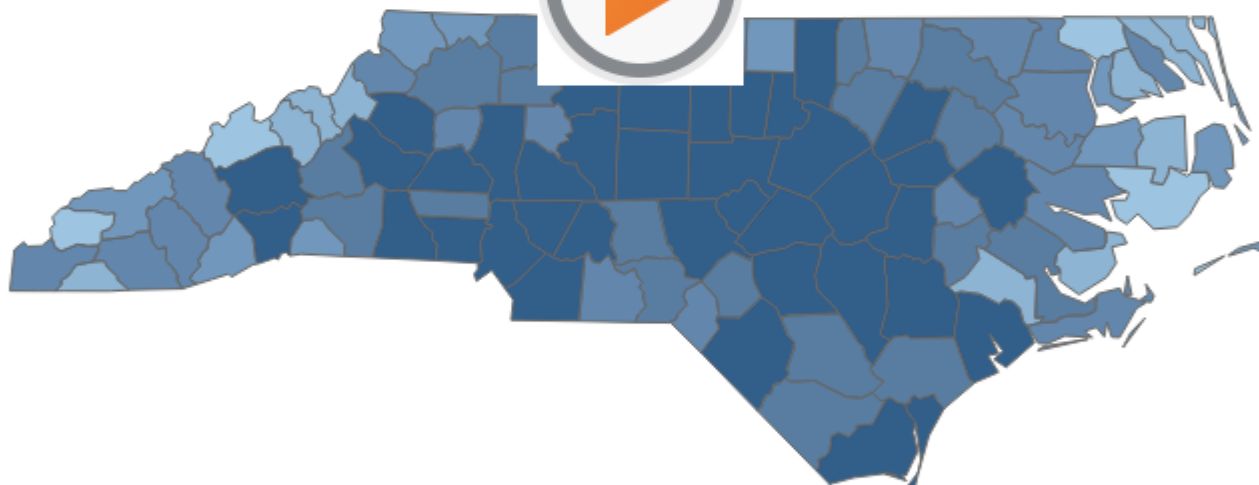
CURRENTLY HOSPITALIZED

1,129

County Map by Cases



(Click to highlight vert map)



44.61.73.68.62.6F.61.72.64.

43.4C.49. 53.75.72.76.65.69.6C.61.6F.63.65. 28.2F.64.61.73.68.62.6F.61.72.64.2F.63.6C.69.2D.73.75.72.76.65.69.6C.61.6F.63.65.29

43.61.73.65.73. 28.2F.64.61.73.68.62.6F.61.72.64.2F.63.61.73.65.73.29

54.65.73.74.69.6F.67. 28.2F.64.61.73.68.62.6F.61.72.64.2F.74.65.73.74.69.6F.67.29

48.6F.73.70.69.74.61.6C.69.7A.61.74.69.6F.6E.73. 28.2F.64.61.73.68.62.6F.61.72.64.2F.68.6F.73.70.69.74.61.6C.69.7A.61.74.69.6F.6E.73.29

43.6F.6E.74.61.63.74. 54.72.61.63.69.6E.67. 28.2F.64.61.73.68.62.6F.61.72.64.2F.63.6F.6E.74.61.63.74.2D.74.72.61.63.69.6E.67.29

68.50.45. 28.2F.64.61.73.68.62.6F.61.72.64.2F.70.69.65.29

4F.75.74.62.72.65.61.68.73. 61.6E.64. 43.6C.75.73.74.65.72.73. 28.2F.64.61.73.68.62.6F.61.72.64.2F.63.6F.6E.74.61.63.74.62.72.65.61.68.73.2D.61.6E.64.29

63.6C.75.73.74.65.72.73.29

62.65.70.6F.67.72.74.73. 28.2F.64.61.73.68.62.6F.61.72.64.2F.72.65.70.6F.72.74.73.29

41.62.7F.75.74. 74.68.65. 44.61.74.61. 28.2F.64.61.73.68.62.6F.61.72.64.2F.61.62.6F.61.72.64.2F.61.74.61.74.61.75.

53.68.61.72.65. 94.68.69.73. 70.61.67.65.3A



46.61.63.65.62.6F.6F.6E. 28.68.74.74.70.73.3A.2F.2F.77.77.77. 2F.6E.61.63.65.62.6F.6F.6E.2F.63.6E.6D.2F.73.68.61.72.65.72.2F.73.68.61.72.65.72.2F.70.68.70.69

79.9D.88.92.79.70.93.95.93. 41.93.93.48.99.93.2C.93.6F.92.95.94.93.93.2F.6F.61.62.83.68.93.9F.97.6F.78.93.93.46.62.61.93.68.62.6F.93.99.62.99



62.77.69.74.74.65.72. 28.68.74.74.70.73.3A.2F.2F.77.77.77. 2F.6E.61.63.65.62.6F.6F.6E.2F.63.6E.6D.2F.63.6E.74.65.62.6F.74.70.69.65.74.3F

79.93.92.95.88.99.92.98.99. 92.93.92.99. 42.42.93.93. 42.6F.92.92.92.93.99. 92.6F.93.92.42.62.93.93.92.6F.92.92.92.93.92.42.62.93.93.92.6F.92.92.92.93.92.42.62.93.93.92.6F.92.92.92.93.