

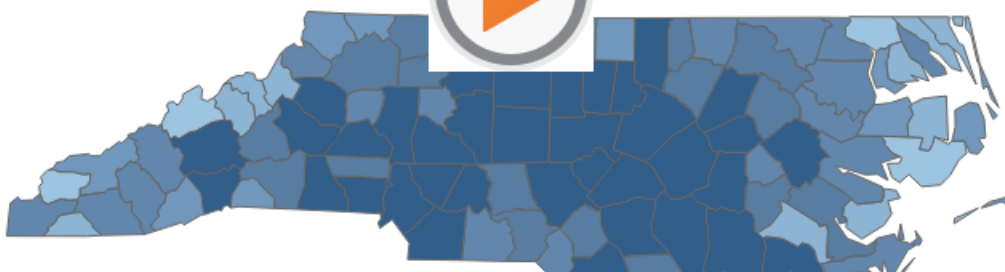
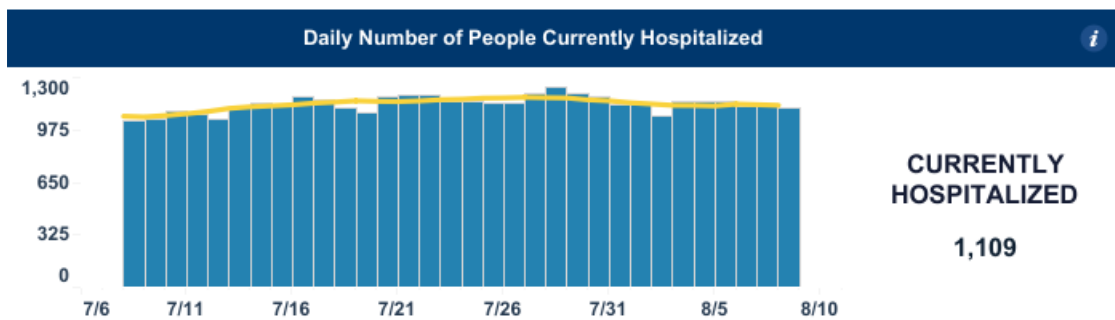
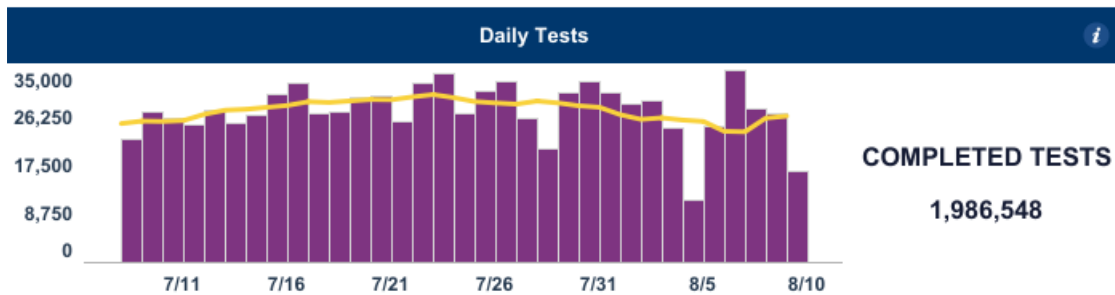
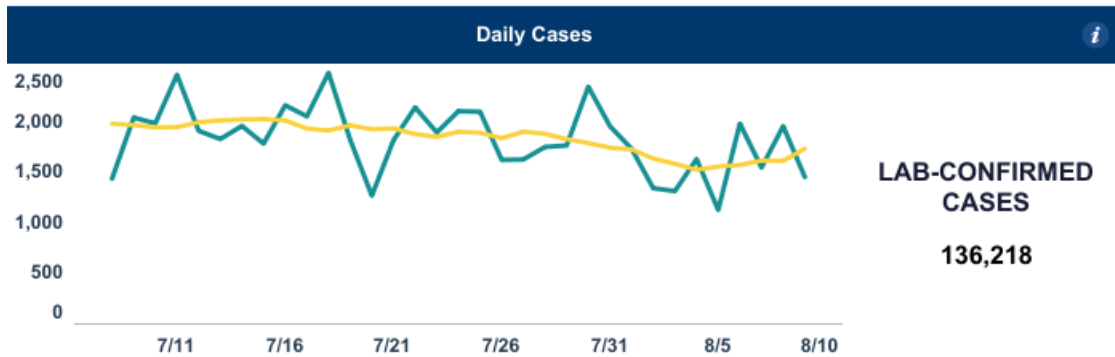


## COVID-19 North Carolina Dashboard

Knowing when to dial up or down measures that slow the spread of the virus depends on North Carolina's testing, tracing and trends. This dashboard provides an overview on the metrics and capacities that the state is following.

On August 5 while conducting data quality monitoring, we identified laboratory reporting omissions for August 2-5. Corrected data for new cases and the percent of tests that are positive has been posted in today's update. [Review](#) an analysis of the corrected data.


Updated daily by approximately 12:00 p.m. Last updated August 9, 2020 at 11:55 a.m.





© 2020 Mapbox © OpenStreetMap

Map Credit: NCDHHS



**Select Geography** | **Search for County** | **Select Metric**

- County |  ZIP Code | All |  Cases |  Cases per 10,000 residents

**County Cases and Deaths**  
(Click to highlight map, unclick to revert map)

County	Cases	Deaths
Alamance	2,448	41
Alexander	299	2
Alleghany	167	0
Anson	328	3
Ashe	157	1
Avery	97	0
Beaufort	396	2

August 9, 2020

+ a b | e a u

## Dashboard

[CLI Surveillance](#)

[Cases](#)

[Testing](#)

[Hospitalizations](#)

[Contact Tracing](#)

[PPE](#)

[Outbreaks and Clusters](#)

[Reports](#)

[About the Data](#)

Share this page:



## Contact Information

---

NC Department of Health and Human Services  
2001 Mail Service Center  
Raleigh, NC 27699-2000  
Customer Service Center: 1-800-662-7030  
For COVID-19 questions call 2-1-1

## Census 2020

## Recent Tweets

---

[Tweets by @ncdhhs](#)

## Stay Connected

---



[TRANSLATION DISCLAIMER](#)

---



[ACCESSIBILITY](#)

---



[TERMS OF USE](#)

---



[PRIVACY POLICY](#)

---



[OPEN BUDGET](#)

---



**NCDHHS**  
COVID-19 Response