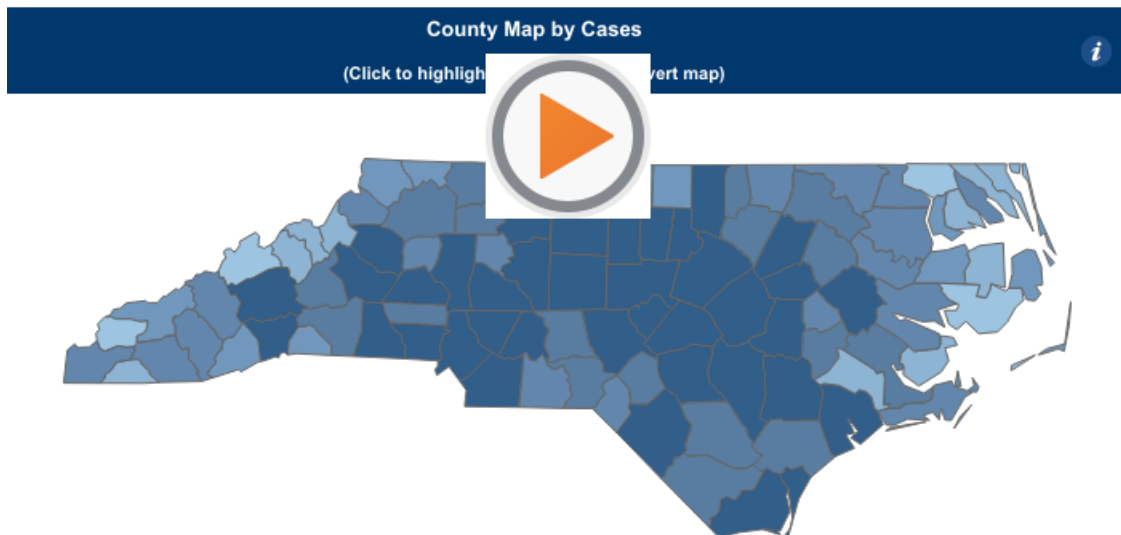
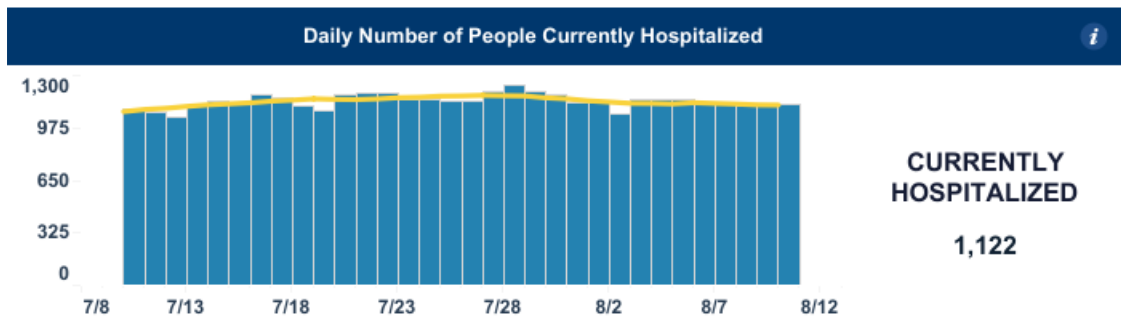
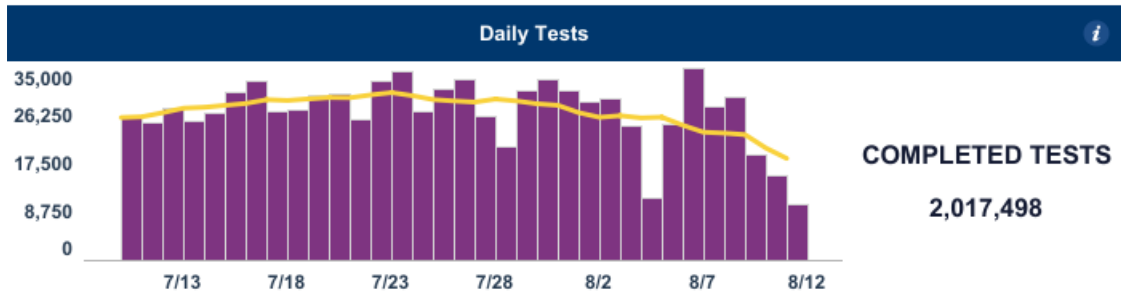
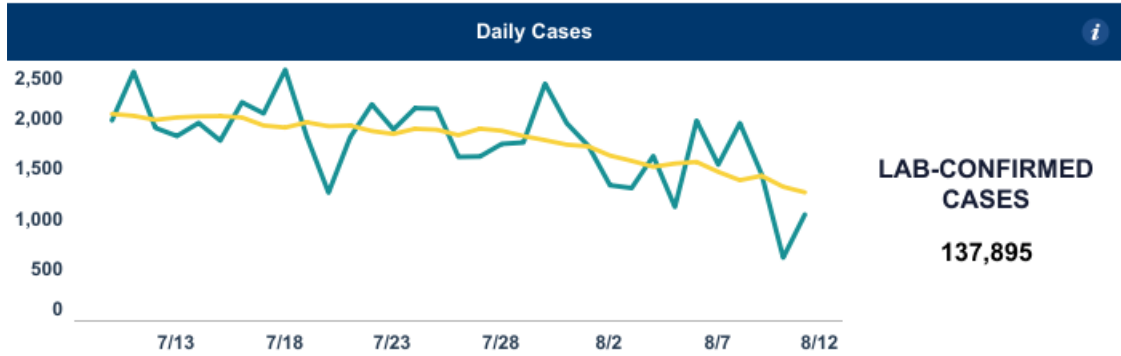




# COVID-19 North Carolina Dashboard

Knowing when to dial up or down measures that slow the spread of the virus depends on North Carolina's testing, tracing and trends. This dashboard provides an overview on the metrics and capacities that the state is following.

Updated daily by approximately 12:00 p.m. Last updated August 11, 2020 at 3:40 p.m.



Map Credit: NCDHHS

- 1-10
- 25-50
- 50-100
- 100-250
- 250-500
- 500-1000
- 1000+

Select Geography

- County
- ZIP Code

Search for County

All

Select Metric

- Cases
- Cases per 10,000 residents

County Cases and Deaths

(Click to highlight map, unclick to revert map)

County	Cases	Deaths
Alamance	2,496	41
Alexander	312	2
Alleghany	169	0
Anson	332	3
Ashe	165	1
Avery	99	0
Beaufort	410	2

August 11, 2020

+ a b | e a u

# Dashboard

[CLI Surveillance](#)

[Cases](#)

[Testing](#)

[Hospitalizations](#)

[Contact Tracing](#)

[PPE](#)

[Outbreaks and Clusters](#)

[Reports](#)

[About the Data](#)

Share this page:





## Contact Information

---

NC Department of Health and Human Services  
2001 Mail Service Center  
Raleigh, NC 27699-2000  
Customer Service Center: 1-800-662-7030  
For COVID-19 questions call 2-1-1

## Census 2020

## Recent Tweets

---

[Tweets by @ncdhhs](#)

## Stay Connected

---



---

[NC.GOV HOME](#)



---

[TRANSLATION DISCLAIMER](#)



[ACCESSIBILITY](#)

---



[TERMS OF USE](#)

---



[PRIVACY POLICY](#)

---



[OPEN BUDGET](#)

---

