

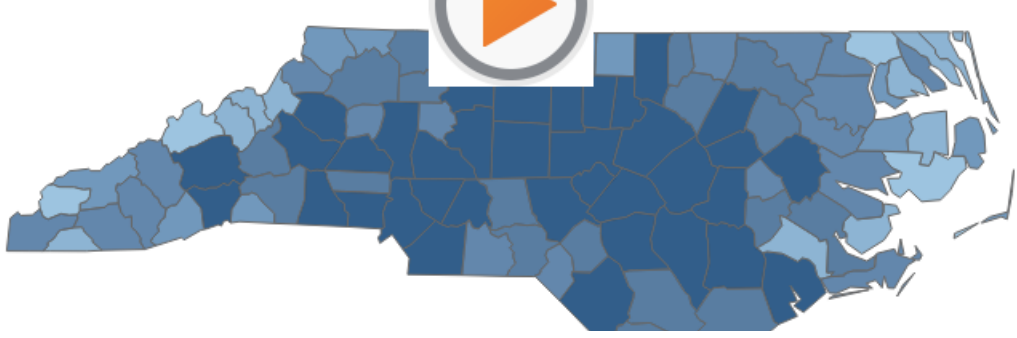
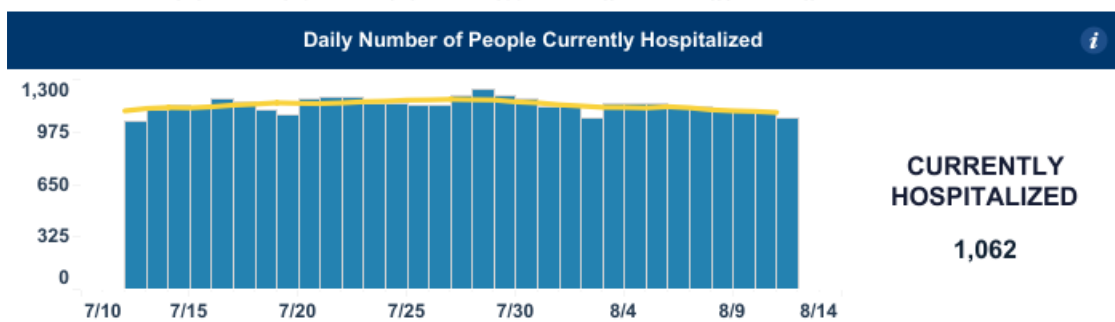
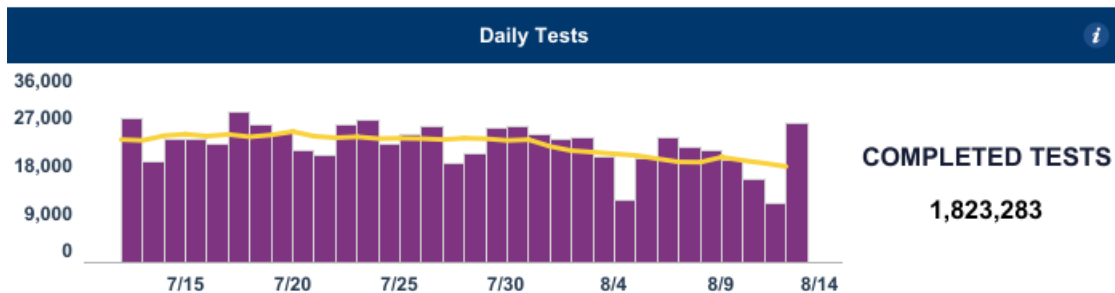
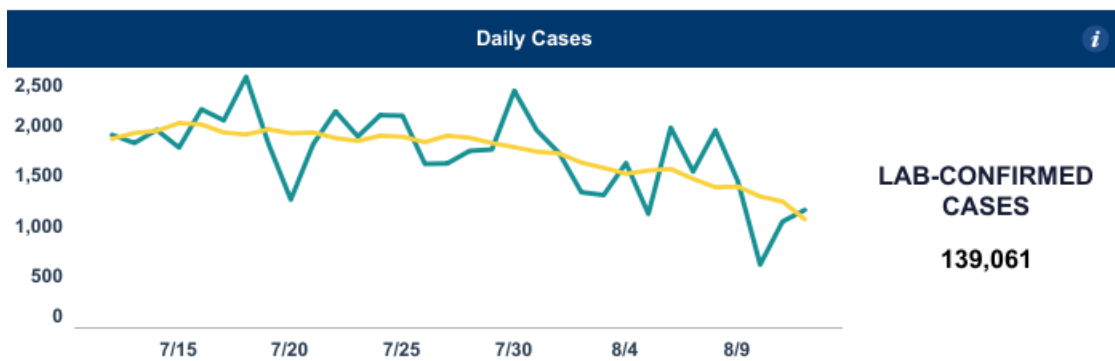


COVID-19 North Carolina Dashboard

Knowing when to dial up or down measures that slow the spread of the virus depends on North Carolina's testing, tracing and trends. This dashboard provides an overview on the metrics and capacities that the state is following.

On Aug. 12, 2020, NCDHHS [announced](#) corrections to the state's daily and cumulative completed COVID-19 test counts after discovering a discrepancy in testing data that had been submitted by LabCorp.

Updated daily by approximately 12:00 p.m. Last updated August 12, 2020 at 8:45 p.m.





© 2020 Mapbox © OpenStreetMap

Map Credit: NCDHHS

- 0
- 25-50
- 50-100
- 100-250
- 250-500
- 500-1000
- 1000+

Select Geography

Search for County

Select Metric

- County
 ZIP Code

All

Cases
 Cases per 10,000 residents

County Cases and Deaths
(Click to highlight map, unclick to revert map)

County	Cases	Deaths
Alamance	2,526	41
Alexander	314	2
Alleghany	170	0
Anson	339	3
Ashe	166	1
Avery	93	0
Beaufort	416	2

August 12, 2020

⊕ + a b | e a u

Dashboard

[CLI Surveillance](#)

[Cases](#)

[Testing](#)

[Hospitalizations](#)

[Contact Tracing](#)

[PPE](#)

[Outbreaks and Clusters](#)

[Reports](#)

[About the Data](#)

Share this page:



Contact Information

NC Department of Health and Human Services
2001 Mail Service Center
Raleigh, NC 27699-2000
Customer Service Center: 1-800-662-7030
For COVID-19 questions call 2-1-1

Census 2020

Recent Tweets

[Tweets by @ncdhhs](#)

Stay Connected



[TRANSLATION DISCLAIMER](#)



[ACCESSIBILITY](#)



[TERMS OF USE](#)



[PRIVACY POLICY](#)



[OPEN BUDGET](#)

