

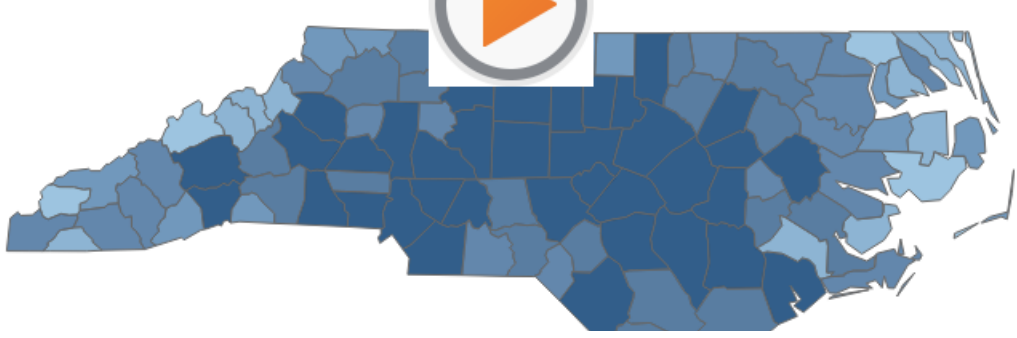
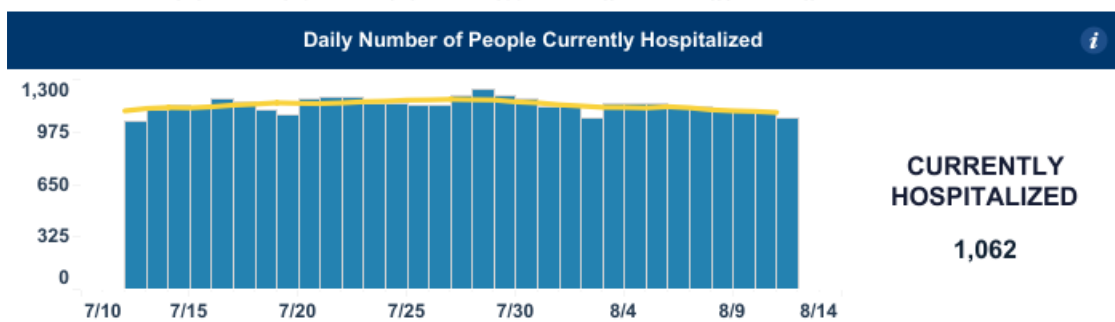
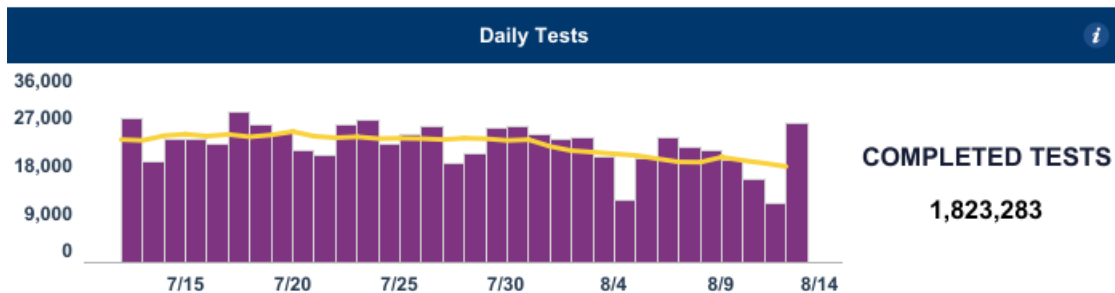
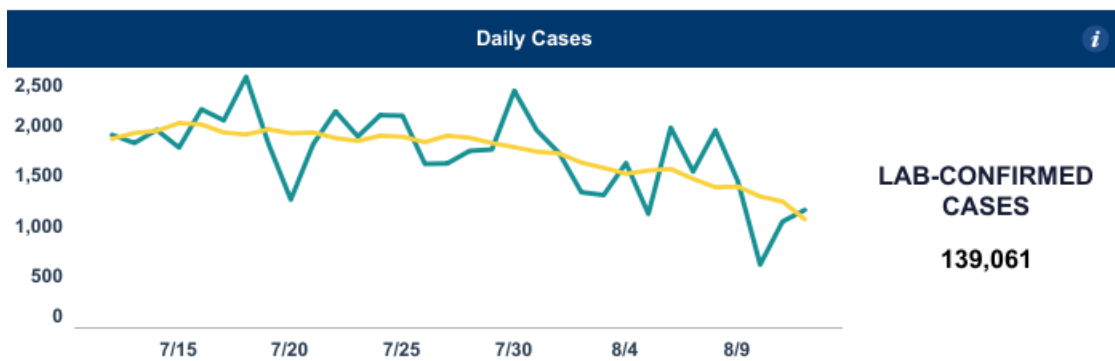


## COVID-19 North Carolina Dashboard

Knowing when to dial up or down measures that slow the spread of the virus depends on North Carolina's testing, tracing and trends. This dashboard provides an overview on the metrics and capacities that the state is following.

On Aug. 12, 2020, NCDHHS [announced](#) corrections to the state's daily and cumulative completed COVID-19 test counts after discovering a discrepancy in testing data that had been submitted by LabCorp.

Updated daily by approximately 12:00 p.m. Last updated August 12, 2020 at 8:45 p.m.





© 2020 Mapbox © OpenStreetMap

Map Credit: NCDHHS

- 0
- 100-250
- 1000+
- 25-50
- 250-500
- 50-100
- 500-1000

**Select Geography**  
 County  
 ZIP Code

**Search for County**  
 All

**Select Metric**  
 Cases  
 Cases per 10,000 residents

**County Cases and Deaths**  
(Click to highlight map, unclick to revert map)

County	Cases	Deaths
Alamance	2,526	41
Alexander	314	2
Alleghany	170	0
Anson	339	3
Ashe	166	1
Avery	93	0
Beaufort	416	2

August 12, 2020

+ a b | e a u

# Dashboard

---

- [CLI Surveillance](#)
- [Cases](#)
- [Testing](#)
- [Hospitalizations](#)
- [Contact Tracing](#)
- [PPE](#)
- [Outbreaks and Clusters](#)
- [Reports](#)
- [About the Data](#)

Share this page:



## Contact Information

---

NC Department of Health and Human Services  
2001 Mail Service Center  
Raleigh, NC 27699-2000  
Customer Service Center: 1-800-662-7030  
For COVID-19 questions call 2-1-1

## Census 2020

## Recent Tweets

---

[Tweets by @ncdhhs](#)

## Stay Connected

---



[TRANSLATION DISCLAIMER](#)

---



[ACCESSIBILITY](#)

---



[TERMS OF USE](#)

---



[PRIVACY POLICY](#)

---



[OPEN BUDGET](#)

---



**NCDHHS**  
COVID-19 Response