

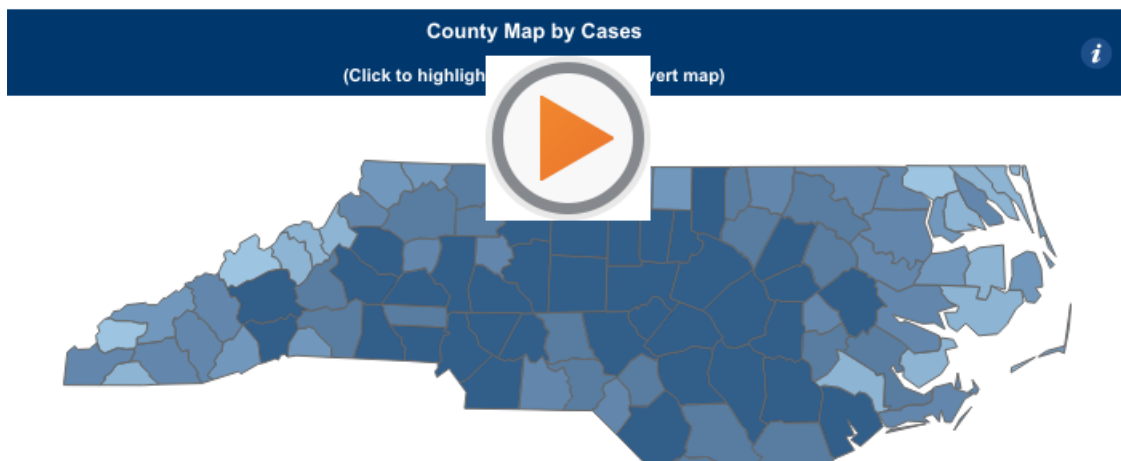
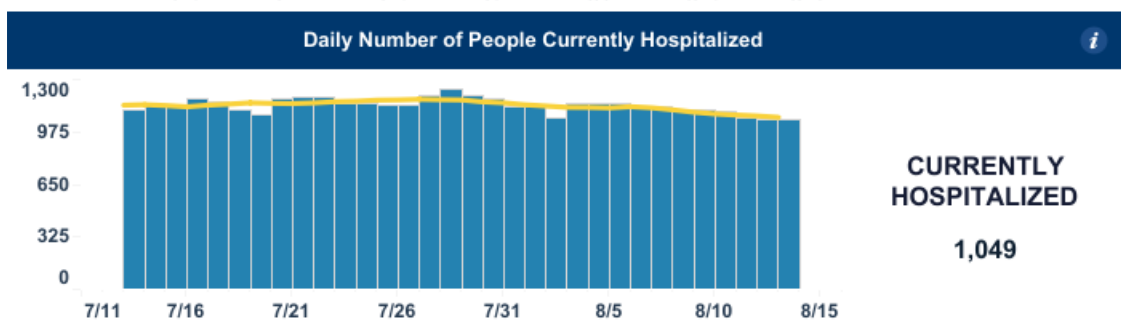
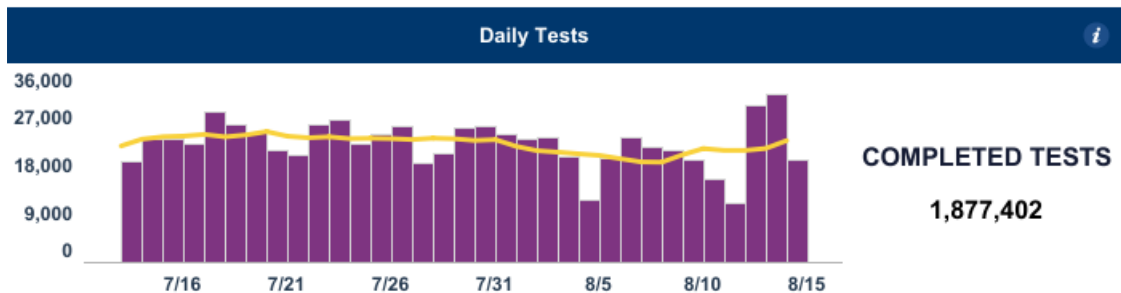
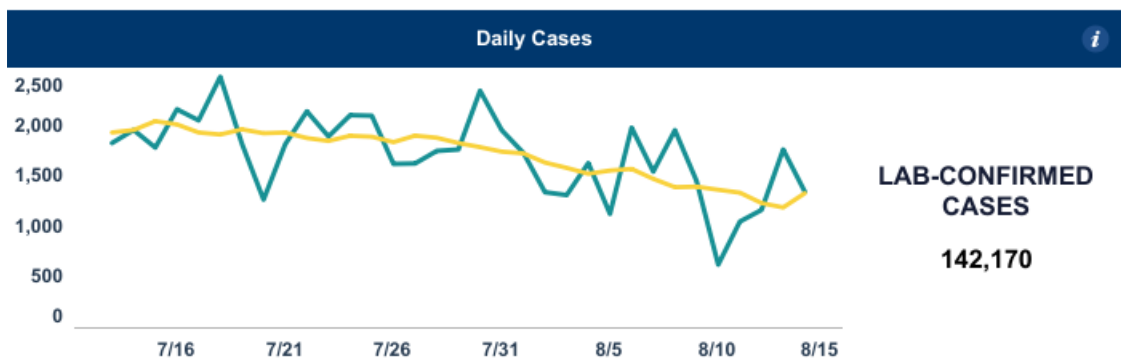


COVID-19 North Carolina Dashboard

Knowing when to dial up or down measures that slow the spread of the virus depends on North Carolina's testing, tracing and trends. This dashboard provides an overview on the metrics and capacities that the state is following.

On Aug. 12, 2020, NCDHHS [announced](#) corrections to the state's daily and cumulative completed COVID-19 test counts after discovering a discrepancy in testing data that had been submitted by LabCorp.


Updated daily by approximately 12:00 p.m. Last updated August 14, 2020 at 11:50 a.m.





© 2020 Mapbox © OpenStreetMap

Map Credit: NCDHHS



Select Geography | **Search for County** | **Select Metric**

- County
- ZIP Code
- All
- Cases
- Cases per 10,000 residents

County Cases and Deaths
(Click to highlight map, unclick to revert map)

County	Cases	Deaths
Alamance	2,586	42
Alexander	327	2
Alleghany	172	0
Anson	363	3
Ashe	168	1
Avery	99	0
Beaufort	425	2

August 14, 2020

⊕ + a b | e a u

Dashboard

[CLI Surveillance](#)

[Cases](#)

[Testing](#)

[Hospitalizations](#)

[Contact Tracing](#)

[PPE](#)

[Outbreaks and Clusters](#)

[Reports](#)

[About the Data](#)

Share this page:



Contact Information

NC Department of Health and Human Services
2001 Mail Service Center
Raleigh, NC 27699-2000
Customer Service Center: 1-800-662-7030
For COVID-19 questions call 2-1-1

Census 2020

Recent Tweets

[Tweets by @ncdhhs](#)

Stay Connected



[TRANSLATION DISCLAIMER](#)



[ACCESSIBILITY](#)



[TERMS OF USE](#)



[PRIVACY POLICY](#)



[OPEN BUDGET](#)

