



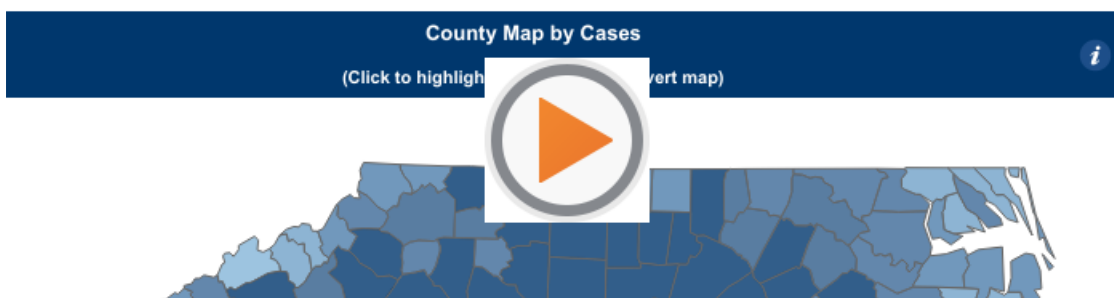
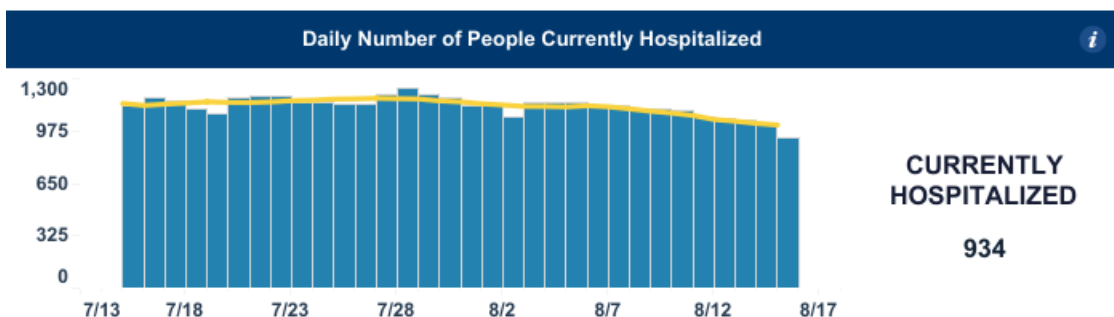
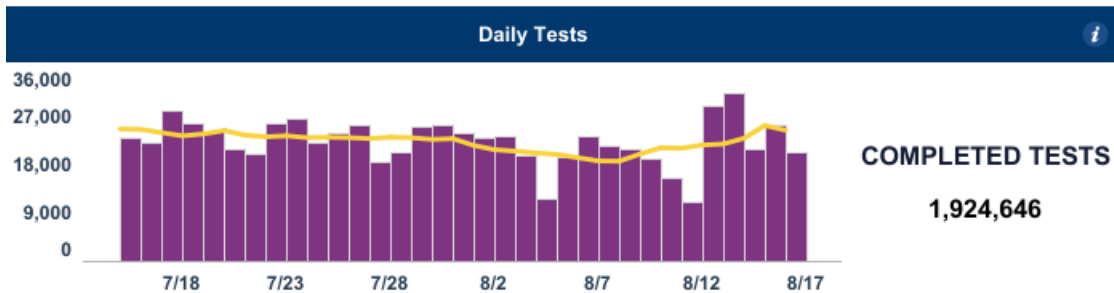
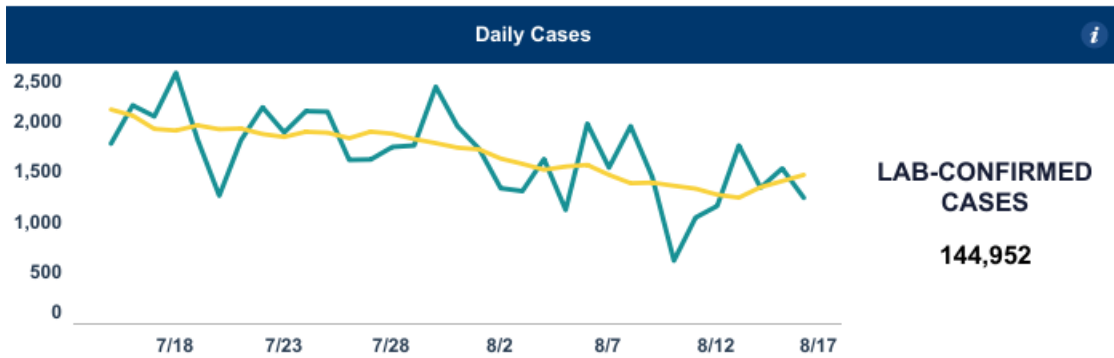
COVID-19 North Carolina Dashboard

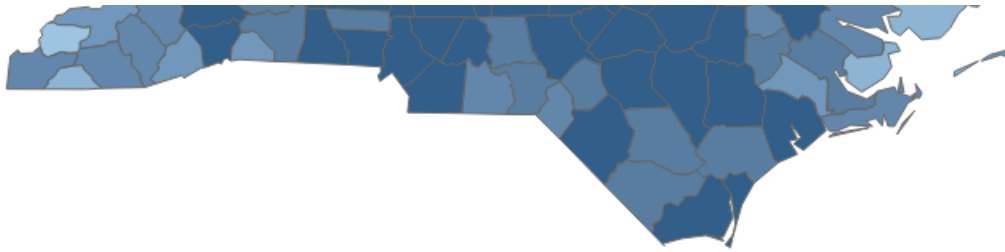
Knowing when to dial up or down measures that slow the spread of the virus depends on North Carolina's testing, tracing and trends. This dashboard provides an overview on the metrics and capacities that the state is following.

On Aug. 12, 2020, NCDHHS [announced](#) corrections to the state's daily and cumulative completed COVID-19 test counts after discovering a discrepancy in testing data that had been submitted by LabCorp.

Hospitalization data from a large health system were not received by the deadline for today's report, so hospitalization numbers will look artificially low for both the state and the Mountain Area Healthcare Preparedness Coalition (MAHPC) region.


Updated daily by approximately 12:00 p.m. Last updated August 16, 2020 at 12:20 p.m.





© 2020 Mapbox © OpenStreetMap

Map Credit: NCDHHS



Select Geography | **Search for County** | **Select Metric**

- County
 - ZIP Code
- All
- Cases
 - Cases per 10,000 residents

County Cases and Deaths
(Click to highlight map, unclick to revert map)

County	Cases	Deaths
Alamance	2,639	42
Alexander	338	2
Alleghany	179	0
Anson	374	3
Ashe	174	1
Avery	107	0
Beaufort	448	2

August 16, 2020

⊞ + a b | e a u

Dashboard

[CLI Surveillance](#)

[Cases](#)

[Testing](#)

[Hospitalizations](#)

[Contact Tracing](#)

[PPE](#)

[Outbreaks and Clusters](#)

[Reports](#)

[About the Data](#)

Share this page:



Contact Information

NC Department of Health and Human Services
2001 Mail Service Center
Raleigh, NC 27699-2000
Customer Service Center: 1-800-662-7030
For COVID-19 questions call 2-1-1

Census 2020

Recent Tweets

[Tweets by @ncdhhs](#)

Stay Connected



[NC.GOV HOME](#)



[TRANSLATION DISCLAIMER](#)



[ACCESSIBILITY](#)



[TERMS OF USE](#)



[PRIVACY POLICY](#)



[OPEN BUDGET](#)

