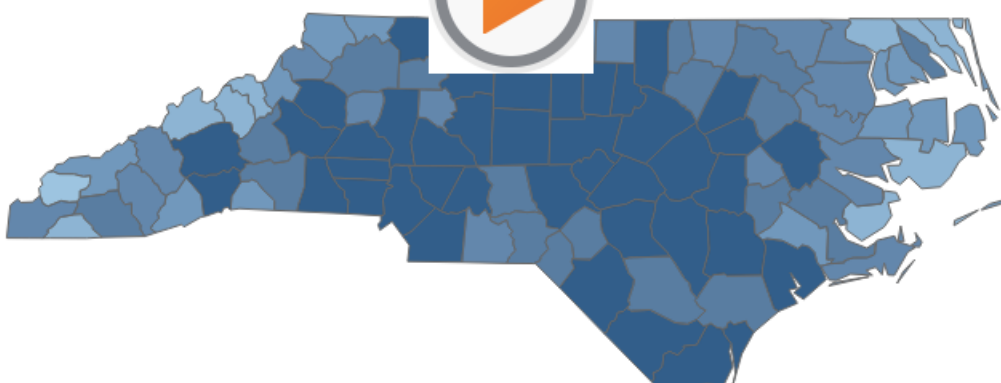
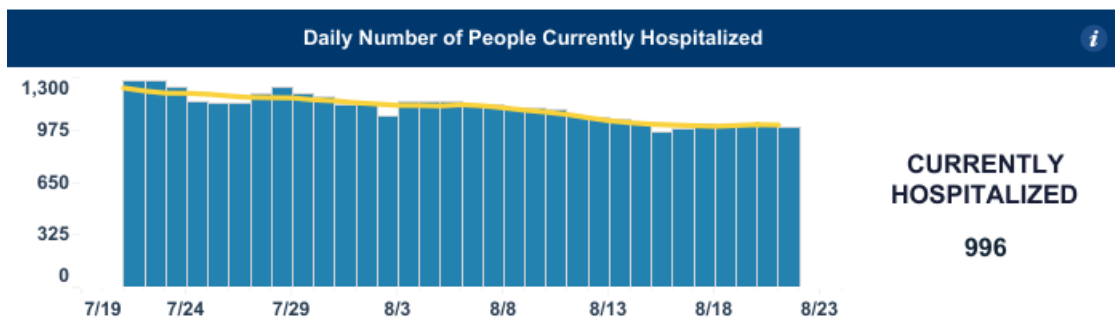
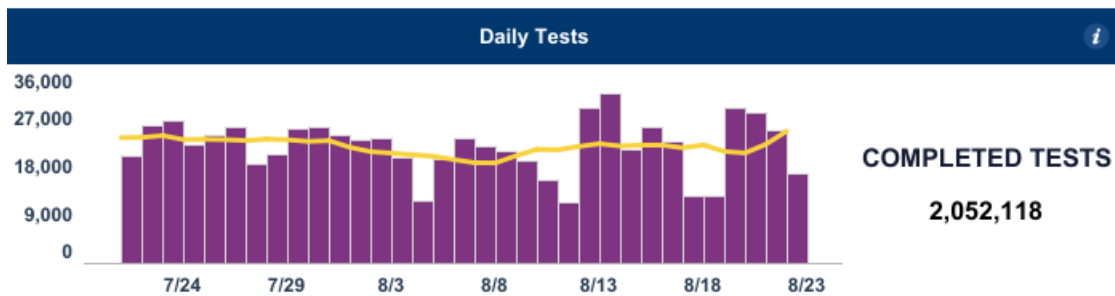
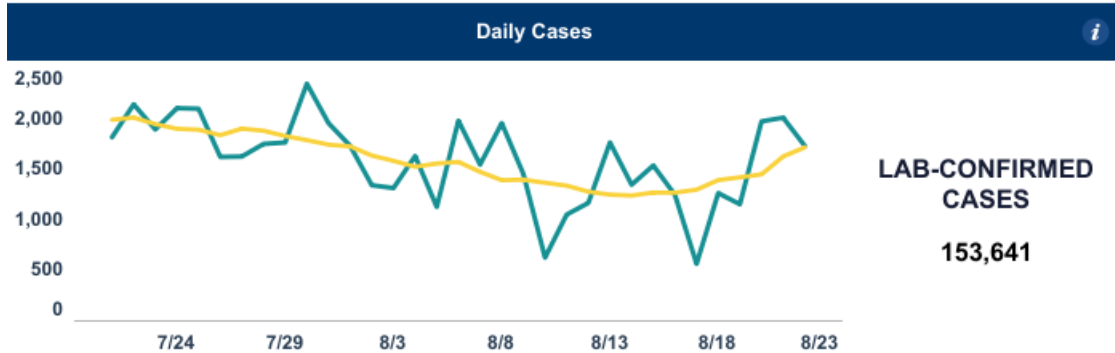




## COVID-19 North Carolina Dashboard

Knowing when to dial up or down measures that slow the spread of the virus depends on North Carolina's testing, tracing and trends. This dashboard provides an overview on the metrics and capacities that the state is following.

Updated daily by approximately 12:00 p.m. Last updated August 22, 2020 at 11:55 a.m.



Map Credit: NCDHHS

- 1-10
- 25-50
- 50-100
- 100-250
- 250-500
- 500-1000
- 1000+

**Select Geography**

**Search for County**

**Select Metric**

- County  
 ZIP Code

All

Cases  
 Cases per 10,000 residents

**County Cases and Deaths**  
(Click to highlight map, unclick to revert map)

County	Cases	Deaths
Alamance	2,838	44
Alexander	362	2
Alleghany	186	0
Anson	397	3
Ashe	182	1
Avery	118	0
Beaufort	491	9

August 22, 2020

⊗ + a b | e a u

# Dashboard

---

- [CLI Surveillance](#)
- [Cases](#)
- [Testing](#)
- [Hospitalizations](#)
- [Contact Tracing](#)
- [PPE](#)
- [Outbreaks and Clusters](#)
- [Reports](#)
- [About the Data](#)

Share this page:





## Contact Information

---

NC Department of Health and Human Services  
2001 Mail Service Center  
Raleigh, NC 27699-2000  
Customer Service Center: 1-800-662-7030  
For COVID-19 questions call 2-1-1

## Census 2020

## Recent Tweets

---

[Tweets by @ncdhhs](#)

## Stay Connected

---



---

[NC.GOV HOME](#)



---

[TRANSLATION DISCLAIMER](#)



[ACCESSIBILITY](#)

---



[TERMS OF USE](#)

---



[PRIVACY POLICY](#)

---



[OPEN BUDGET](#)

---

