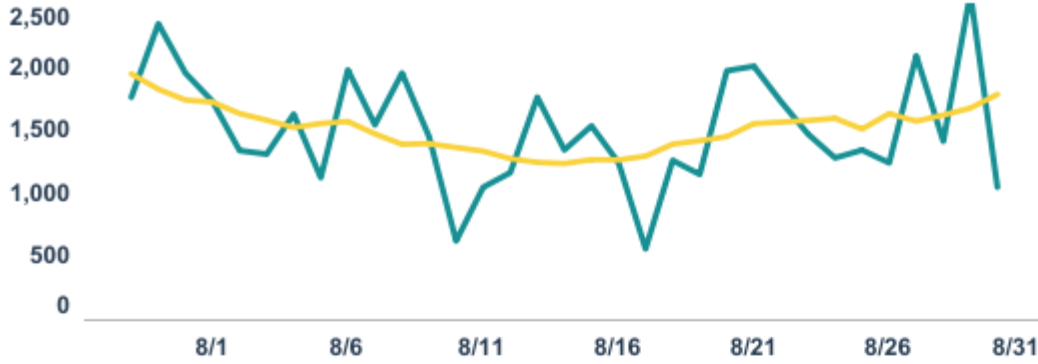


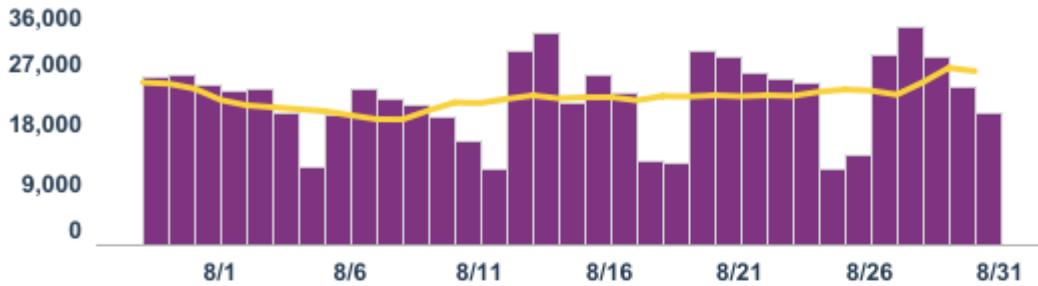
Daily Cases



**LAB-CONFIRMED
CASES**

166,127

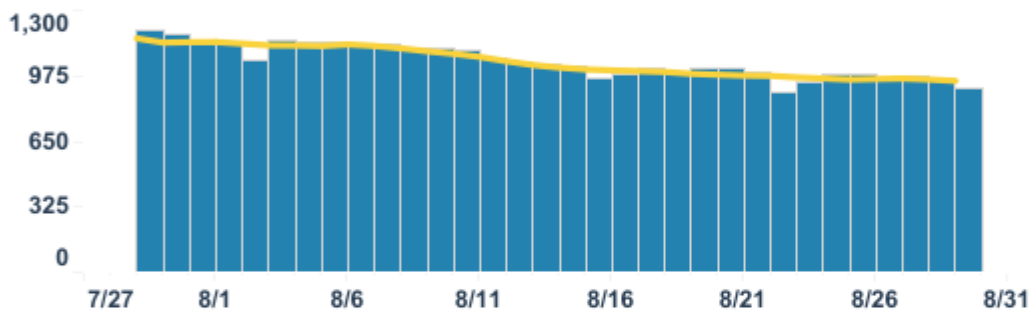
Daily Tests



COMPLETED TESTS

2,243,273

Daily Number of People Currently Hospitalized



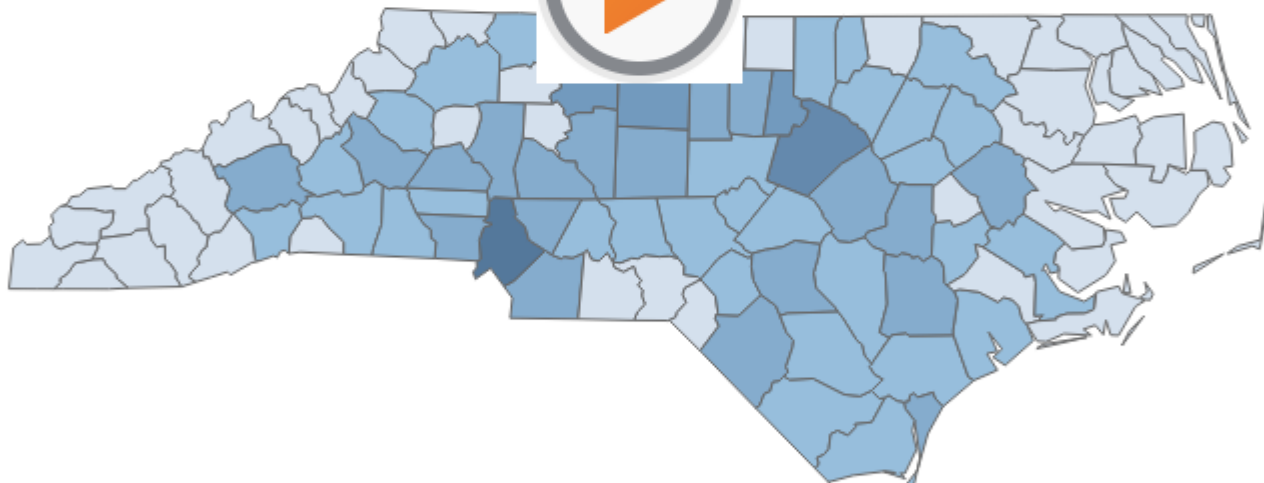
**CURRENTLY
HOSPITALIZED**

917

County Map by Cases



(Click to highlight  vert map)



28|68|74|72|78|73|3A|2F|2F|63|6F|78|69|64|31|93|2F|6E|63|62|68|68|73|2E|79|6F|76|2F|64|61|73|68|62|6E|61|72|64|29

00|00|00|00|00|00|00|00|00
44|61|73|68|62|6F|61|72|64

43|4C|49|53|75|77|76|65|69|6C|6C|61|6E|63|65|28|2F|64|61|73|68|62|6F|61|72|64|2F|63|6C|69|2D|73|65|72|76|65|69|6C|6C|61|6E|63|65|99

43|61|73|65|73|28|2F|64|61|73|68|62|6F|61|72|64|2F|63|61|73|65|73|29

48|65|73|74|69|6E|67|28|2F|64|61|73|68|62|6F|61|72|64|2F|74|65|73|74|69|6E|67|29

48|6F|73|78|69|74|61|6C|69|7A|61|74|69|6F|6E|73|28|2F|64|61|73|68|62|6F|61|72|64|2F|63|68|6F|73|78|69|74|61|6C|69|7A|61|74|69|6F|6E|73|29

43|6F|6E|74|61|63|74|54|72|61|63|69|6E|67|28|2F|64|61|73|68|62|6F|61|72|64|2F|63|6F|6E|74|61|63|74|2D|74|72|61|63|69|6E|67|29

58|58|45|28|2F|64|61|73|68|62|6F|61|72|64|78|78|65|29

4F|75|74|62|72|65|61|68|73|6E|6E|64|43|6C|79|73|74|65|72|73|28|2F|64|61|73|68|62|6F|61|72|64|2F|63|6E|6E|74|61|63|74|62|74|62|72|65|61|68|73|2D|61|6E|64|2D

63|6C|75|73|74|65|72|73|29

62|6E|78|6E|72|74|93|28|2F|64|61|73|68|62|6F|61|72|64|2F|63|69|6E|72|64|2F|63|69|6E|72|93|29

61|67|6E|74|74|68|65|44|61|74|61|28|2F|64|61|73|68|62|6F|61|72|64|2F|63|6E|61|73|68|62|6F|61|72|64|2F|63|6E|61|74|61|72|64|29

33|68|61|72|65|74|68|69|79|78|61|67|63|3A



[f](#)

[f](#)

[f](#)



[t](#)

[t](#)

[t](#)