

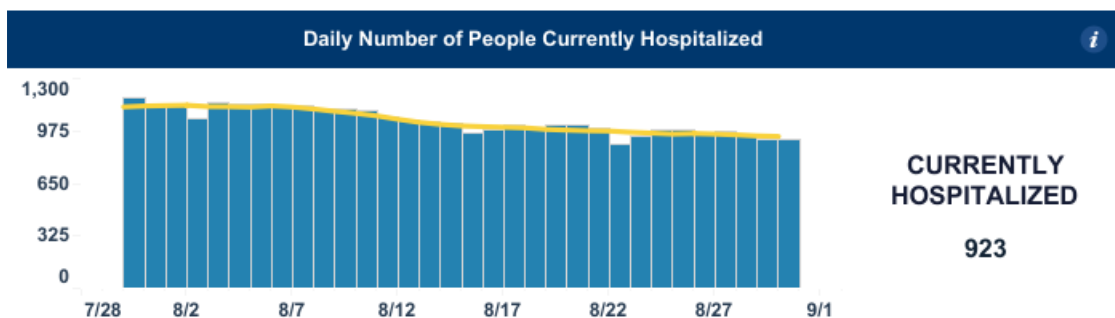
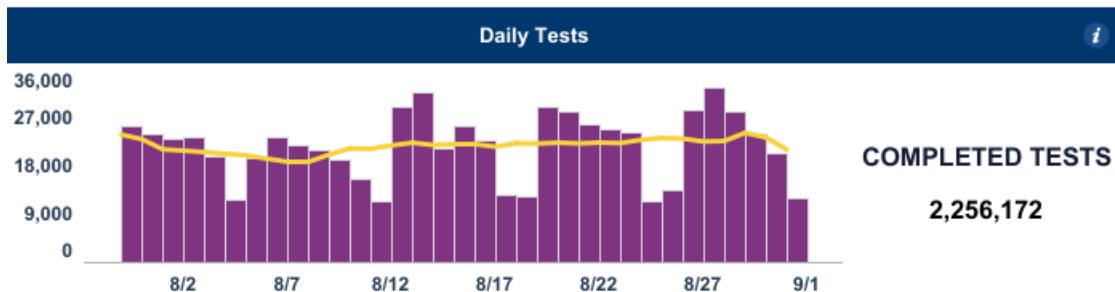
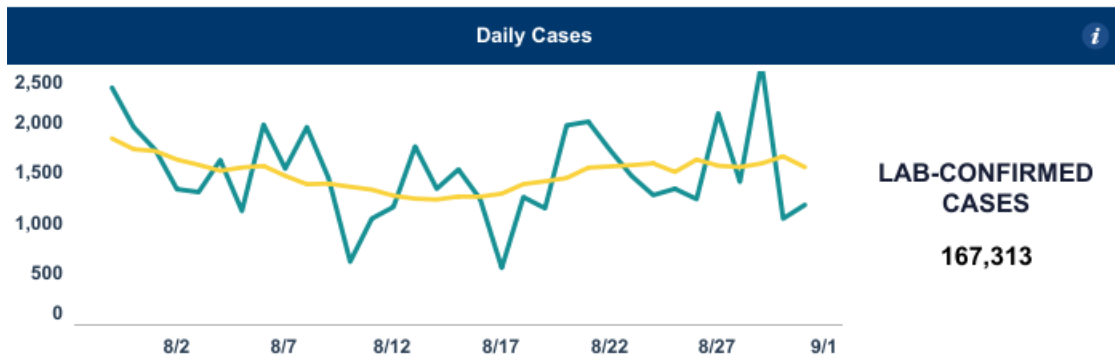


COVID-19 North Carolina Dashboard

The total new lab-confirmed cases on the North Carolina Department of Health and Human Services (NCDHHS) COVID-19 Data Dashboard for Aug. 29 reflects an increase caused, in part, by approximately 1,000 positive tests from dates in the first half of the month that were reported to NCDHHS by LabCorp. The Department is working with LabCorp to understand the cause of the delayed reporting; however, LabCorp confirmed that individuals were not delayed in receiving their results.

Knowing when to dial up or down measures that slow the spread of the virus depends on North Carolina's testing, tracing and trends. This dashboard provides an overview on the metrics and capacities that the state is following.

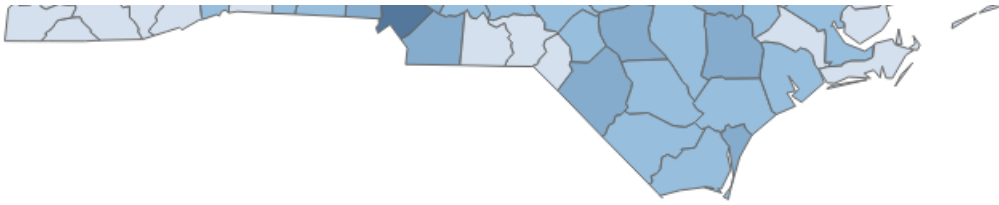
Updated daily by approximately 12:00 p.m. Last updated August 31, 2020 at 12:15 p.m.



County Map by Cases

(Click to highlight) (Click to invert map)





© 2020 Mapbox © OpenStreetMap

Map Credit: NCDHHS

- 27-700
- 701-1800
- 1801-5000
- 5001-12000
- 12001-21015
- 21015+

Select Geography

- County
- ZIP Code

Search for County

All

Select Metric

- Cases
- Cases per 10,000 residents

County Cases and Deaths

(Click to highlight map, unclick to revert map)

County	Cases	Deaths
Alamance	3,209	46
Alexander	401	2
Alleghany	203	0
Anson	441	3
Ashe	200	1
Avery	138	0
Beaufort	586	9

August 31, 2020

+ a b | e a u

Dashboard

[CLI Surveillance](#)

[Cases](#)

[Testing](#)

[Hospitalizations](#)

[Contact Tracing](#)

[PPE](#)

[Outbreaks and Clusters](#)

[Reports](#)

[About the Data](#)

Share this page:



Contact Information

NC Department of Health and Human Services
2001 Mail Service Center
Raleigh, NC 27699-2000
Customer Service Center: 1-800-662-7030
For COVID-19 questions call 2-1-1

Census 2020

Recent Tweets

[Tweets by @ncdhhs](#)

Stay Connected



[NC.GOV HOME](#)



[TRANSLATION DISCLAIMER](#)



[ACCESSIBILITY](#)



[TERMS OF USE](#)



[PRIVACY POLICY](#)



[OPEN BUDGET](#)

