

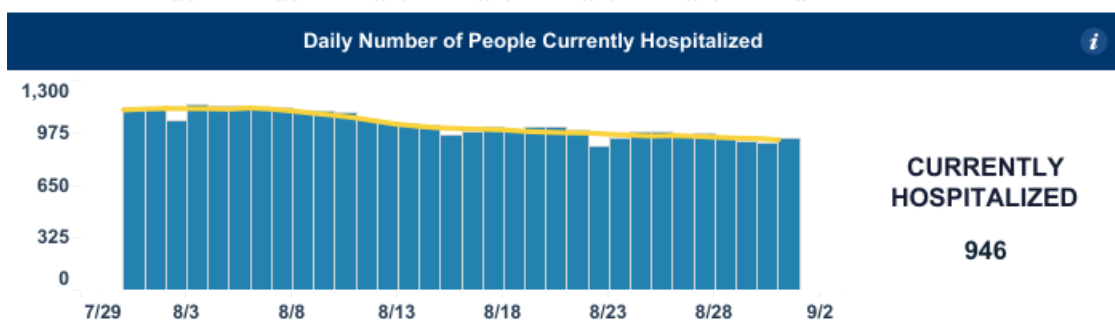
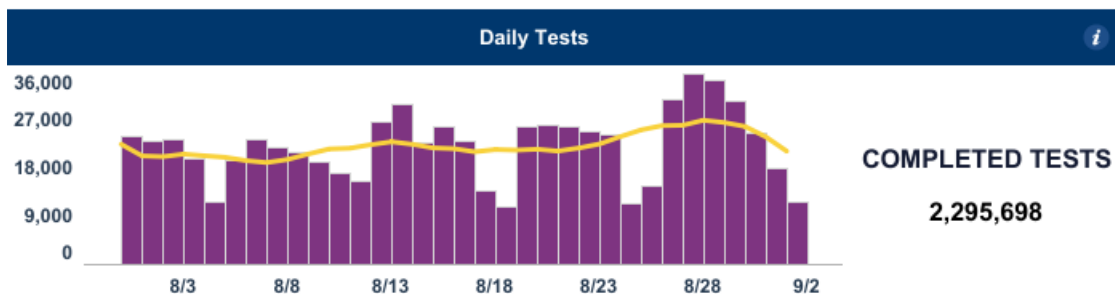
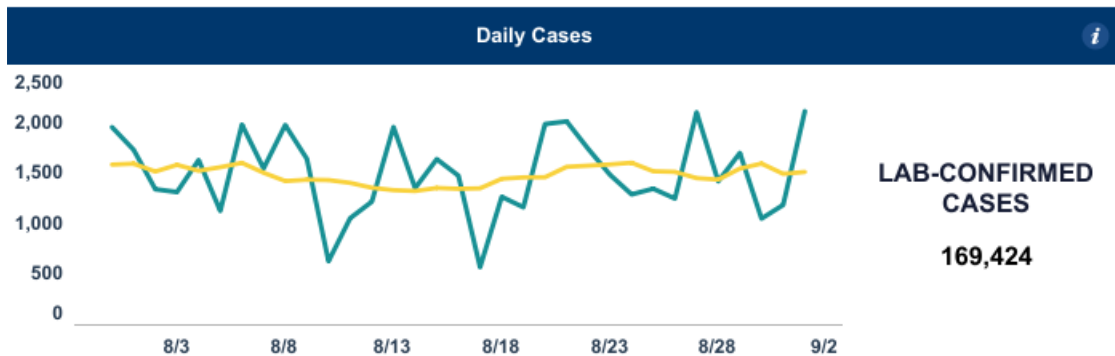


COVID-19 North Carolina Dashboard

On August 29, 2020, LabCorp submitted approximately 1,163 positive tests results for which the majority were completed during the first half of August 2020. Because one person may have multiple tests, these tests represent 886 unique cases. This submission caused an artificially high number of cases reported for August 29. These 886 cases have now been distributed to the dates in August when they would have been reported to the state.

Knowing when to dial up or down measures that slow the spread of the virus depends on North Carolina's testing, tracing and trends. This dashboard provides an overview on the metrics and capacities that the state is following.

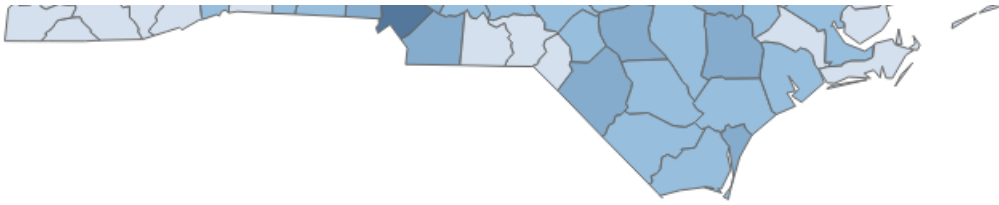
Updated daily by approximately 12:00 p.m. Last updated September 01, 2020 at 12:20 p.m



County Map by Cases

(Click to highlight | | [invert map](#))





© 2020 Mapbox © OpenStreetMap

Map Credit: NCDHHS

- 27-700
- 701-1800
- 1801-5000
- 5001-12000
- 12001-21015
- 21015+

Select Geography

- County
- ZIP Code

Search for County

All

Select Metric

- Cases
- Cases per 10,000 residents

County Cases and Deaths

(Click to highlight map, unclick to revert map)

County	Cases	Deaths
Alamance	3,243	46
Alexander	409	3
Alleghany	202	0
Anson	445	3
Ashe	206	1
Avery	144	0
Beaufort	593	9

September 01, 2020

+ a b | e a u

Dashboard

[CLI Surveillance](#)

[Cases](#)

[Testing](#)

[Hospitalizations](#)

[Contact Tracing](#)

[PPE](#)

[Outbreaks and Clusters](#)

[Reports](#)

[About the Data](#)

Share this page:



Contact Information

NC Department of Health and Human Services
2001 Mail Service Center
Raleigh, NC 27699-2000
Customer Service Center: 1-800-662-7030
For COVID-19 questions call 2-1-1

Census 2020

Recent Tweets

[Tweets by @ncdhhs](#)

Stay Connected



[NC.GOV HOME](#)



[TRANSLATION DISCLAIMER](#)



[ACCESSIBILITY](#)



[TERMS OF USE](#)



[PRIVACY POLICY](#)



[OPEN BUDGET](#)

