



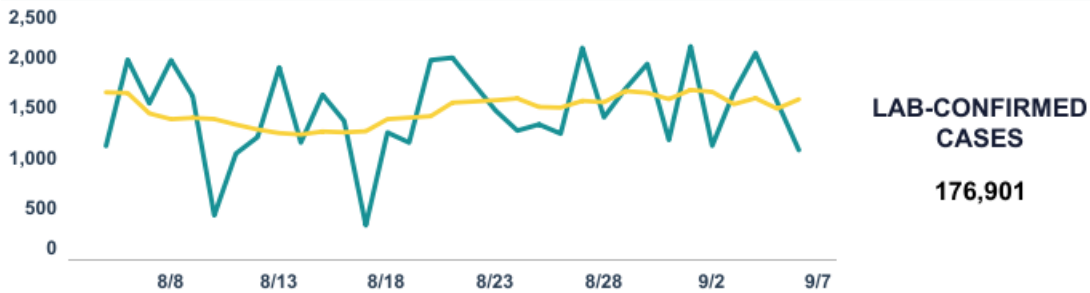
COVID-19 North Carolina Dashboard

Due to technical issues, two hospital systems were not able to submit all of their data for September 5, 2020. Therefore, hospitalization data for the state as well as for the Eastern Healthcare Preparedness Coalition (EHPC) and the Triad Healthcare Preparedness Coalition (THPC) regions is incomplete. NCDHHS is working with these systems to resolve the issue.

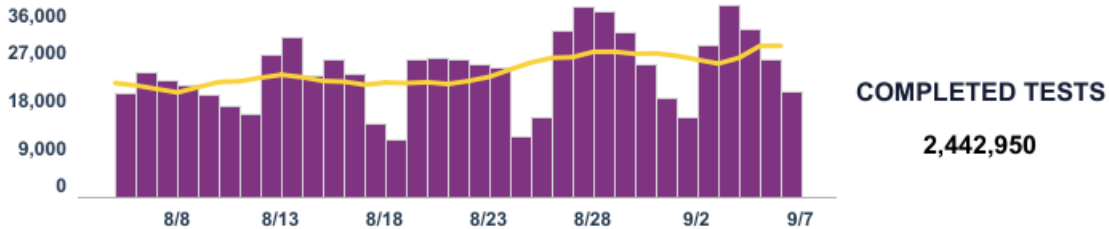
Knowing when to dial up or down measures that slow the spread of the virus depends on North Carolina's testing, tracing and trends. This dashboard provides an overview on the metrics and capacities that the state is following.

Updated daily by approximately 12:00 p.m. Last updated September 6, 2020 at 11:25 a.m.

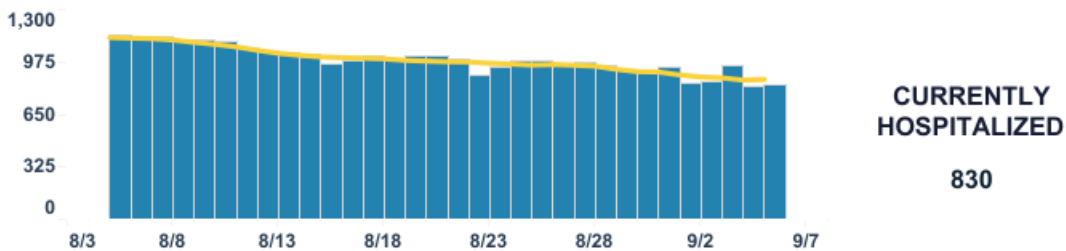
Daily Cases i



Daily Tests i

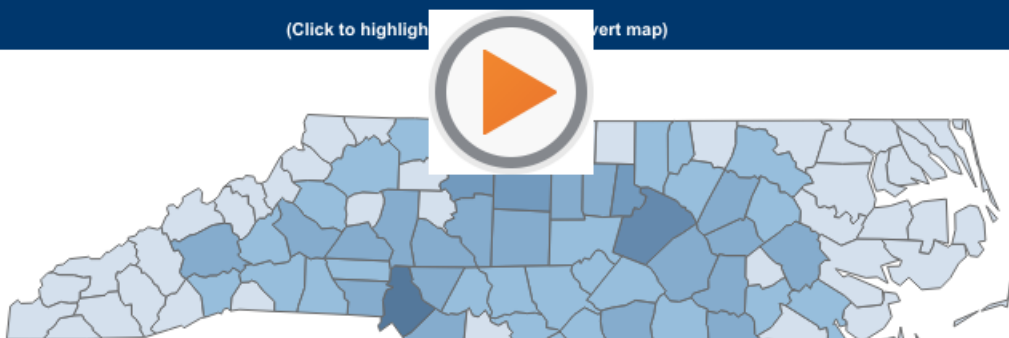


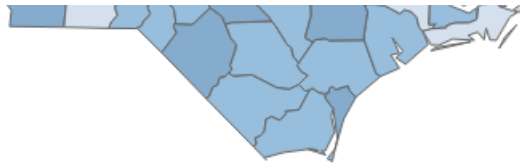
Daily Number of People Currently Hospitalized i



County Map by Cases i

(Click to highlight) vert map





© 2020 Mapbox © OpenStreetMap

Map Credit: NCDHHS

- 27-700
- 701-1800
- 1801-5000
- 5001-12000
- 12001-21015
- 21015+

Select Geography **Search for County** **Select Metric**

- County
 - ZIP Code
- All
- Cases
 - Cases per 10,000 residents

County Cases and Deaths
(Click to highlight map, unclick to revert map)

County	Cases	Deaths
Alamance	3,391	46
Alexander	439	3
Alleghany	207	0
Anson	480	3
Ashe	225	1
Avery	222	0
Beaufort	670	10

September 6, 2020

⌕ + a b | e a u

Dashboard

[CLI Surveillance](#)

[Cases](#)

[Testing](#)

[Hospitalizations](#)

[Contact Tracing](#)

[PPE](#)

[Outbreaks and Clusters](#)

[Reports](#)

[About the Data](#)

Share this page:



Contact Information

NC Department of Health and Human Services
2001 Mail Service Center
Raleigh, NC 27699-2000
Customer Service Center: 1-800-662-7030
For COVID-19 questions call 2-1-1

Census 2020

Recent Tweets

[Tweets by @ncdhhs](#)

Stay Connected



[NC.GOV HOME](#)



[TRANSLATION DISCLAIMER](#)



[ACCESSIBILITY](#)



[TERMS OF USE](#)



[PRIVACY POLICY](#)



[OPEN BUDGET](#)

