



00000000000000  
4E4344484853

00000000000000  
434F5649442D3139

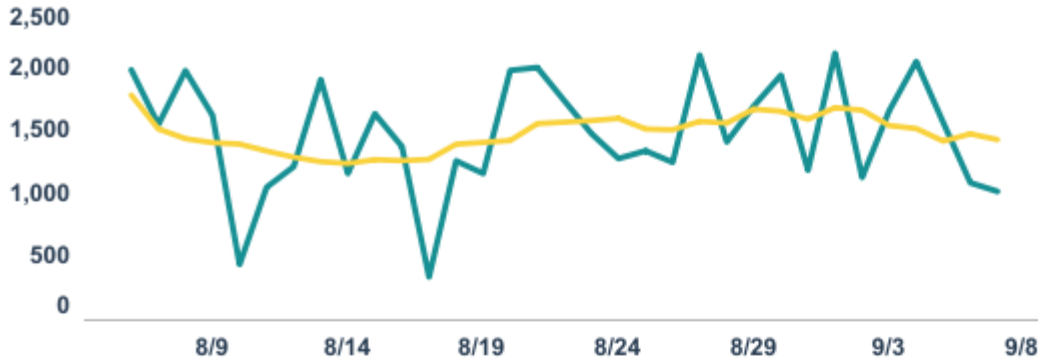
00000000000000 00000000000000 00000000000000 00000000000000  
434F5649442D3139 4E6F727468 4361726F6C696E61 44617368626F617264



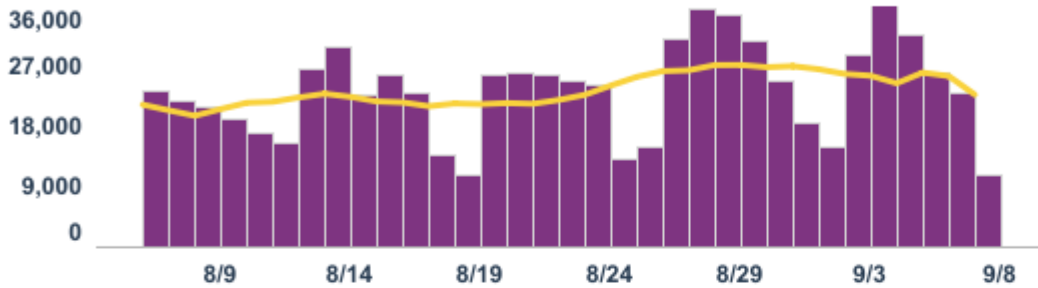
000000000000 00000000000000 0000000000000000 0000 000000 0000000000 0000000000000000 0000000000000000 0000000000000000 0000 000000000000  
616E64 48736D616E 5365727869636573 686173 657870657269656E636564 636F6E74696E756564 746563686E6963616C 616E64  
7375626D697373696F6E73 697373756573 77697468 686F73706974616C 73787374656D73 646174612C 7768696368 68617665 6265656E  
6578616365726261746964 6279 746865 686F6C69646178 77656368656E642C 726573756C74696E67 696E 696E636F68706C6C697465  
686F73706974616C697A6174696F6E 646174612E 4E4344484853 6973 776F7268696E67 77697468 616C6C 70617274696573 746F 7265736F6C7665  
7468657365 6973737565732E 42656361757365 746865 434F5649442D3139 4E43 44617368626F617264 646973706C617973 6F6E6C79 64617461  
74686174 6974 6973 72656365697665642C 6974 6973 6C6968656C79 74686174 61637475616C 686F73706974616C 6E756D62657273 617265  
686967686572 7468616E 77686174 6973 6F6E 746865 63757272656E74 64617368626F6172642E

00000000000000 00000000 0000 00000000 0000 0000 00000000 0000000000000000 00000000 00000000 00000000 00000000000000 0000 000000  
7669727573 646570656E6473 6F6E 4E6F727468 4361726F6C696E6173 74657374696E672C 74726163696E67 616E64 7472656E64732E 54686973  
64617368626F617264 70726F7669646573 616E 6F76657276696577 6F6E 746865 60657472696379 616E64 63617061636974696579 74686174 746865  
7374617465 6973 6E6F6C6C6F77696E672E

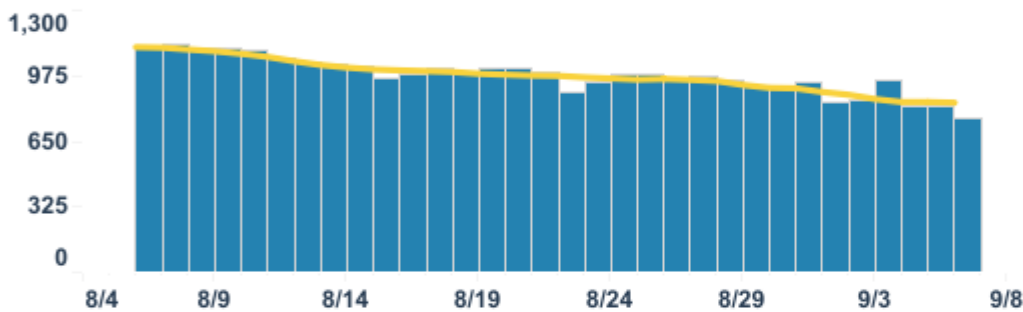
### Daily Cases



### Daily Tests



### Daily Number of People Currently Hospitalized



### County Map by Cases



(Click to highlight |  | [Invert map](#))

