

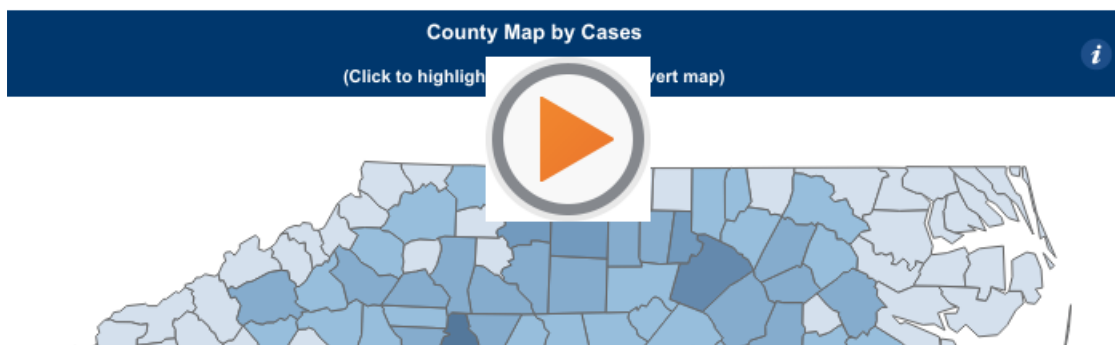
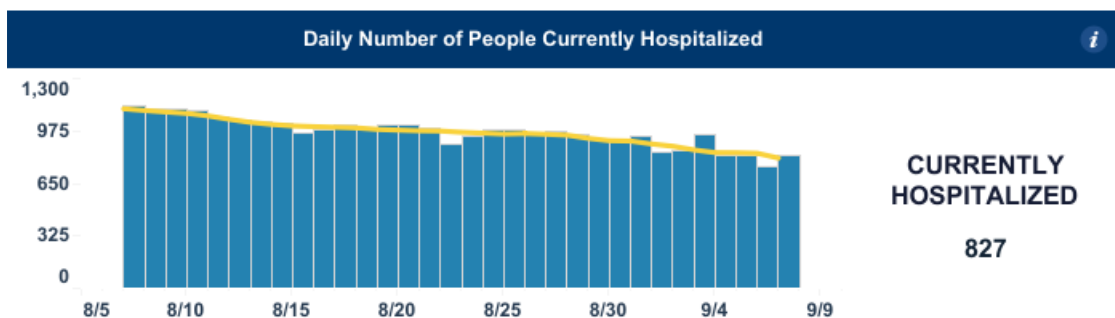
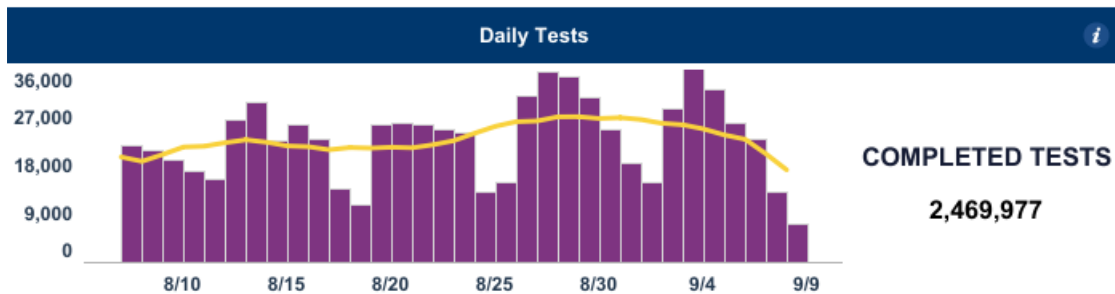
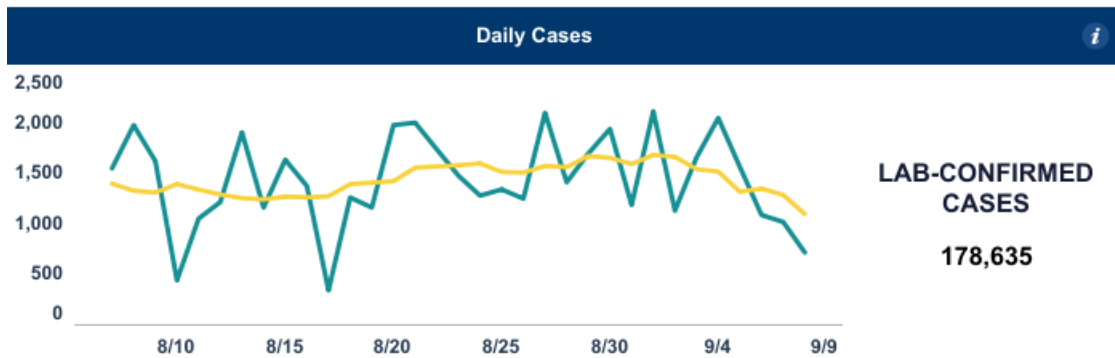


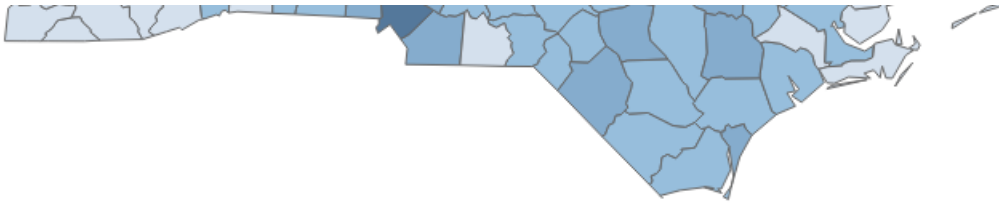
COVID-19 North Carolina Dashboard

Since Friday, September 4, the North Carolina Department of Health and Human Services has experienced continued technical and submissions issues with hospital systems data, which have been exacerbated by the holiday weekend, resulting in incomplete hospitalization data. NCDHHS is working with all parties to resolve these issues. Because the COVID-19 NC Dashboard displays only data that it is received, it is likely that actual hospital numbers are higher than what is on the current dashboard.

Knowing when to dial up or down measures that slow the spread of the virus depends on North Carolina's testing, tracing and trends. This dashboard provides an overview on the metrics and capacities that the state is following.

Updated daily by approximately 12:00 p.m. Last updated September 8, 2020 at 12:05 p.m.





© 2020 Mapbox © OpenStreetMap

Map Credit: NCDHHS

- 27-700
- 701-1800
- 1801-5000
- 5001-12000
- 12001-21015
- 21015+

Select Geography

- County
- ZIP Code

Search for County

All

Select Metric

- Cases
- Cases per 10,000 residents

County Cases and Deaths

(Click to highlight map, unclick to revert map)

County	Cases	Deaths
Alamance	3,428	47
Alexander	446	3
Alleghany	210	0
Anson	483	3
Ashe	229	1
Avery	224	0
Beaufort	685	10

September 8, 2020

+ a b | e a u

Dashboard

[CLI Surveillance](#)

[Cases](#)

[Testing](#)

[Hospitalizations](#)

[Contact Tracing](#)

[PPE](#)

[Outbreaks and Clusters](#)

[Reports](#)

[About the Data](#)

Share this page:



Contact Information

NC Department of Health and Human Services
2001 Mail Service Center
Raleigh, NC 27699-2000
Customer Service Center: 1-800-662-7030
For COVID-19 questions call 2-1-1

Census 2020

Recent Tweets

[Tweets by @ncdhhs](#)

Stay Connected



[NC.GOV HOME](#)



[TRANSLATION DISCLAIMER](#)



[ACCESSIBILITY](#)



[TERMS OF USE](#)



[PRIVACY POLICY](#)



[OPEN BUDGET](#)

