



00000000000000 4E4344484853

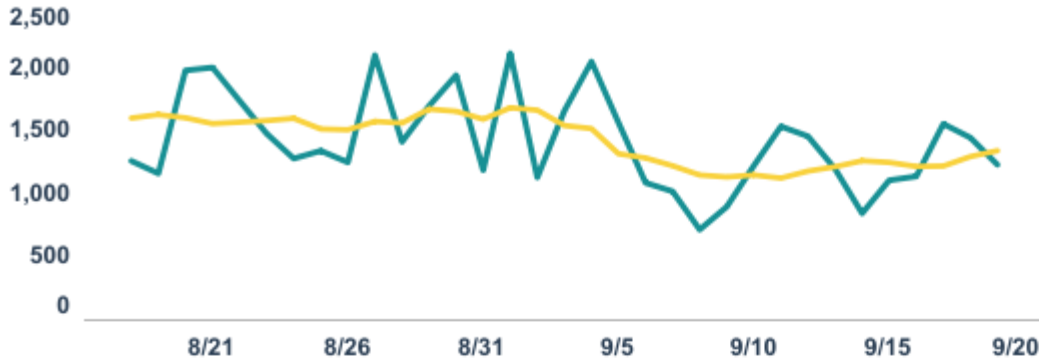
00000000000000 434F5849442D3139

00000000000000 00000000000000 00000000000000 00000000000000 00000000000000 00000000000000

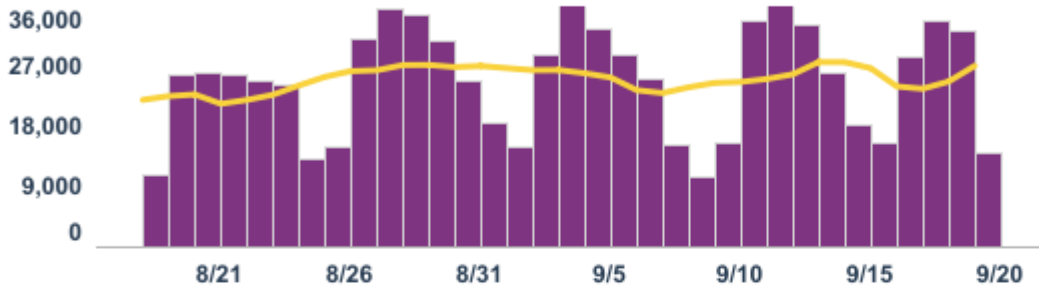


00000000000000 00000000 0000 00000000 0000 0000 00000000 0000000000000000 00000000 00000000 00000000 00000000000000 0000 000000 7669727573 646578656E6473 6F6E 4E6F727468 4361726F6C696E6173 74657374696E672C 74726163696E67 616E64 7472656E64732E 54686973 64617368626F619264 78726F7869646573 616E 6F78657278696977 6F6E 746865 69697472696973 616E64 63617861636974696573 74686194 746865 7374617263 6973 686E6C6F77696E672E

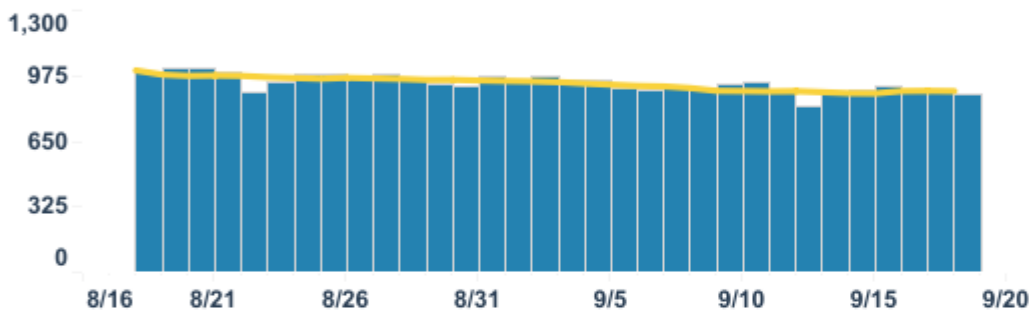
### Daily Cases



### Daily Tests



### Daily Number of People Currently Hospitalized



### County Map by Cases



(Click to highlight |  | [invert map](#))

