

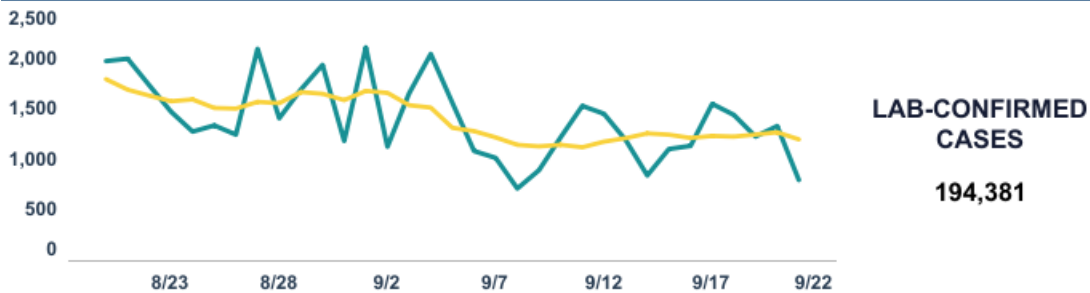


COVID-19 North Carolina Dashboard

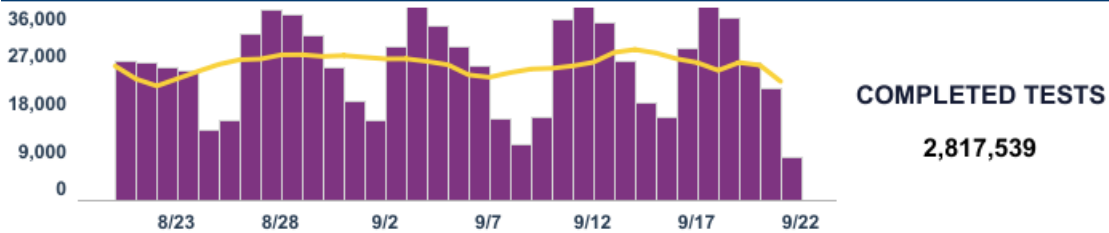
Knowing when to dial up or down measures that slow the spread of the virus depends on North Carolina's testing, tracing and trends. This dashboard provides an overview on the metrics and capacities that the state is following.

Updated daily by approximately 12:00 p.m. Last updated September 21, 2020 at 12:15 p.m.

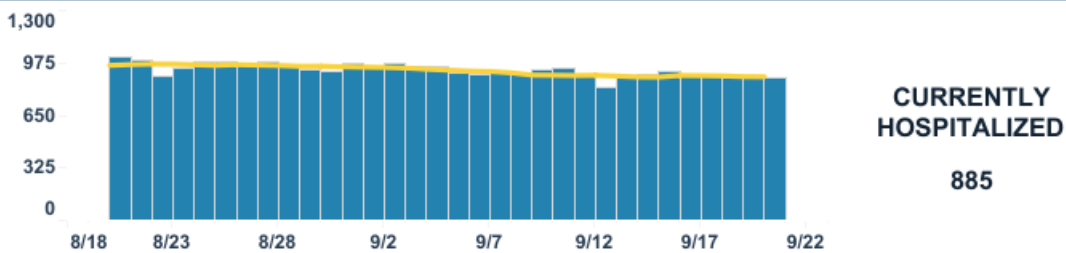
Daily Cases i



Daily Tests i

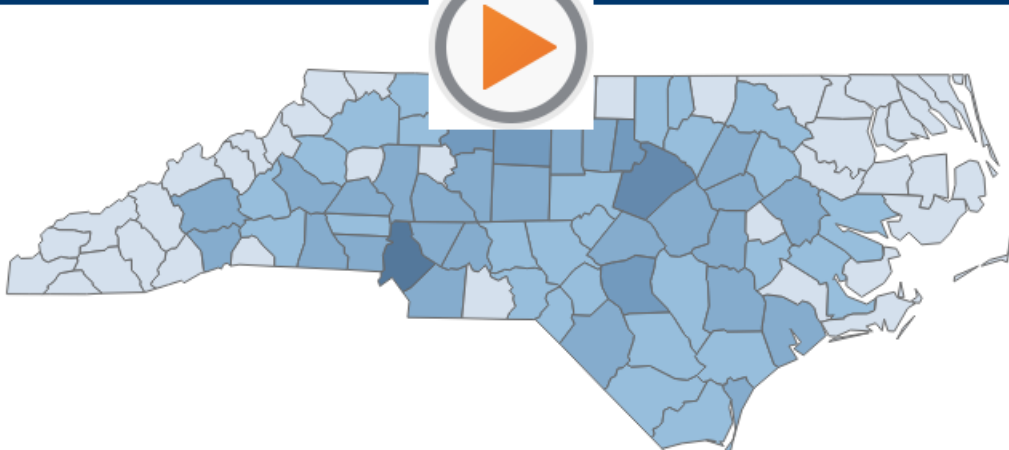


Daily Number of People Currently Hospitalized i



County Map by Cases i

(Click to highlight | [invert map](#))



Map Credit: NCDHHS

- 27-700
- 701-1800
- 1801-5000
- 5001-12000
- 12001-21015
- 21015+

Select Geography **Search for County** **Select Metric**

- County
- ZIP Code
- All
- Cases
- Cases per 10,000 residents

County Cases and Deaths
(Click to highlight map, unclick to revert map)

County	Cases	Deaths
Alamance	3,749	54
Alexander	488	5
Alleghany	220	0
Anson	553	4
Ashe	251	1
Avery	325	0
Beaufort	855	17

September 21, 2020

⊗ + a b | e a u

Dashboard

- [CLI Surveillance](#)
- [Cases](#)
- [Testing](#)
- [Hospitalizations](#)
- [Contact Tracing](#)
- [PPE](#)
- [Outbreaks and Clusters](#)
- [Reports](#)
- [About the Data](#)

Share this page:





Contact Information

NC Department of Health and Human Services
2001 Mail Service Center
Raleigh, NC 27699-2000
Customer Service Center: 1-800-662-7030
For COVID-19 questions call 2-1-1

Census 2020

Recent Tweets

[Tweets by @ncdhhs](#)

Stay Connected



[NC.GOV HOME](#)



[TRANSLATION DISCLAIMER](#)



[ACCESSIBILITY](#)



[TERMS OF USE](#)



[PRIVACY POLICY](#)



[OPEN BUDGET](#)

