

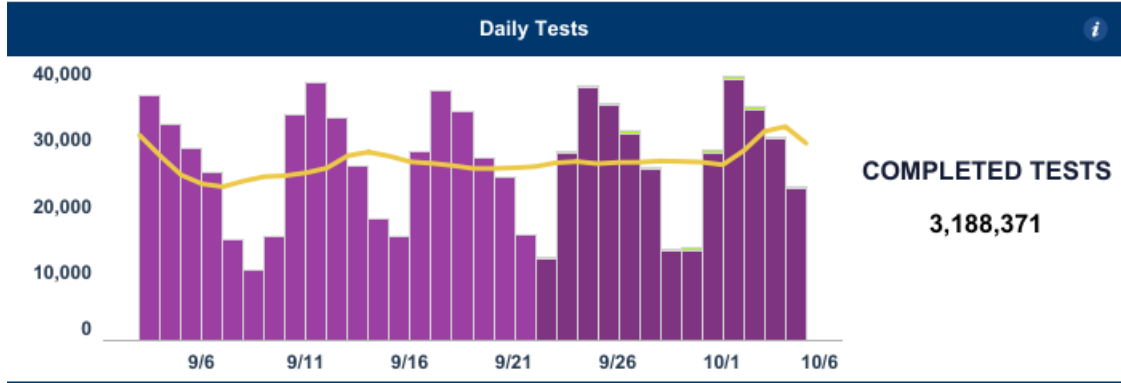
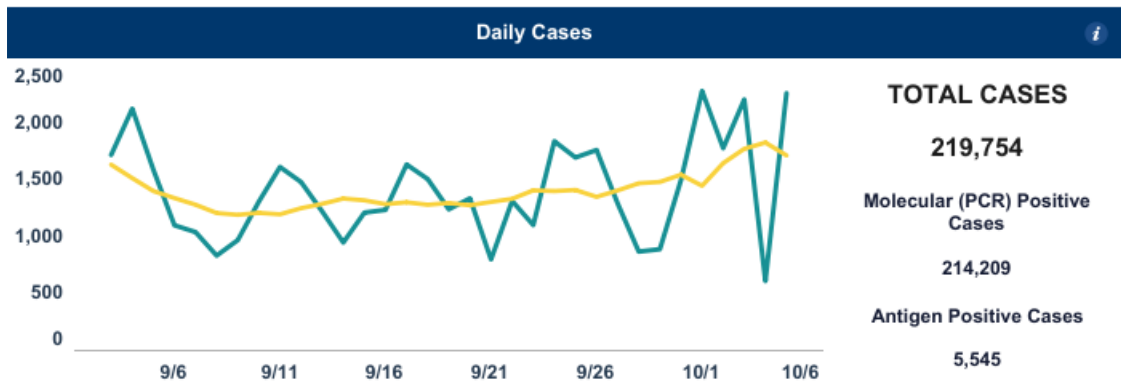


COVID-19 North Carolina Dashboard

On October 4, NCDHHS experienced technical issues which prevented some laboratory data files from being processed in the NC COVID reporting system. As a result, cases and test data are lower for October 4 than they would have been had all data been processed. Data reported on October 5 will be higher as it will incorporate cases that were intended to be submitted on October 4. NCDHHS is working to resolve the issue.

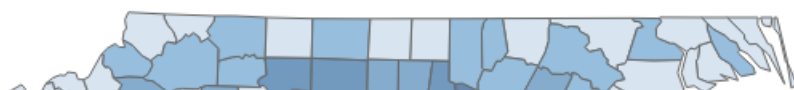
Knowing when to dial up or down measures that slow the spread of the virus depends on North Carolina's testing, tracing and trends. This dashboard provides an overview on the metrics and capacities that the state is following.

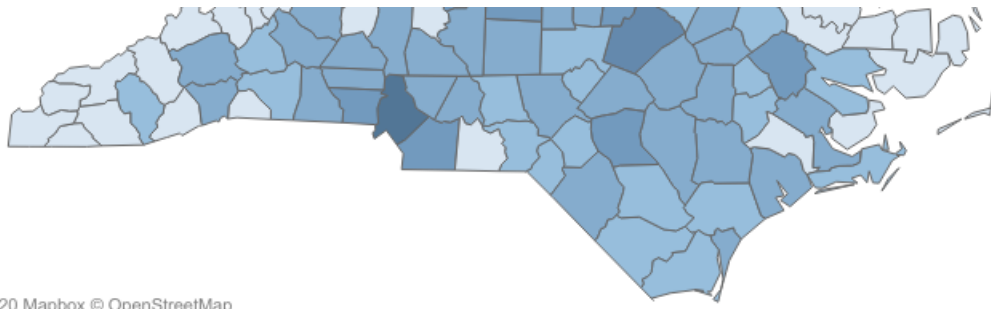
Updated daily by approximately 12:00 p.m. Last updated October 5, 2020 at 12:20 p.m.



County Map by Cases (Molecular (PCR) and Antigen)

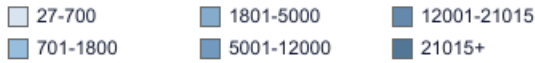
(Click to highlight map, unclick to revert map)





© 2020 Mapbox © OpenStreetMap

Map Credit: NCDHHS



Select Geography

Search for County

Select Metric

- County
 ZIP Code

All

Cases
 Cases per 10,000 Residents

County Cases and Deaths (Molecular (PCR) and Antigen)
(Click to highlight map, unclick to revert map)

County	Cases	Deaths
Alamance	4,155	57
Alexander	557	8
Alleghany	246	0
Anson	647	6
Ashe	294	1
Avery	420	0
Beaufort	1,000	0

October 5, 2020

🗨️ + a b | e a u

Dashboard

[CLI Surveillance](#)

[Cases](#)

[Testing](#)

[Hospitalizations](#)

[Contact Tracing](#)

[PPE](#)

[Outbreaks and Clusters](#)

[Reports](#)

[About the Data](#)

Share this page:



Contact Information

NC Department of Health and Human Services
2001 Mail Service Center
Raleigh, NC 27699-2000
Customer Service Center: 1-800-662-7030
For COVID-19 questions call 2-1-1

Census 2020

Recent Tweets

[Tweets by @ncdhhs](#)

Stay Connected



[NC.GOV HOME](#)



[TRANSLATION DISCLAIMER](#)



[ACCESSIBILITY](#)



[TERMS OF USE](#)



[PRIVACY POLICY](#)



[OPEN BUDGET](#)

