



00000000000000
4E4344484853

00000000000000
434F5849442D3139

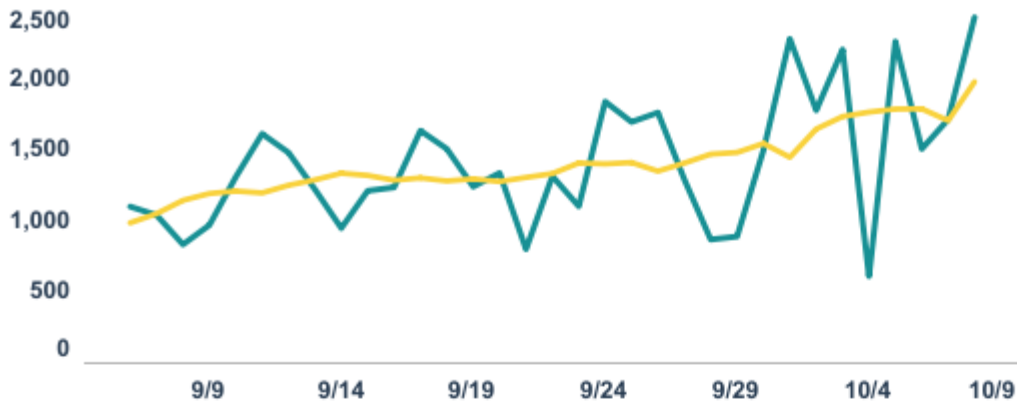
00000000000000 00000000000000 00000000000000 00000000000000
434F5849442D3139 4E6F727468 4361726F6C696E61 44617368626F617264



00000000000000 00000000 0000 00000000 0000 0000 00000000 0000000000000000 00000000 000000000000 0000 000000
7669727573 646578656E6473 6F6E 4E6F727468 4361726F6C696E61'73 74657374696E672C 74726163696E67 616E64 7472656E64732E 54686973
64617368626F619264 78726F7869646573 616E 6F78657278696977 6F6E 746865 69697472696973 616E64 63617861636974696573 74686194 746865
7374617263 6973 686F6C6C6F77696E672E

Updated daily by approximately 12:00 p.m. Last updated October 8, 2020 at 12:00 p.m.

Daily Cases



TOTAL CASES

225,397

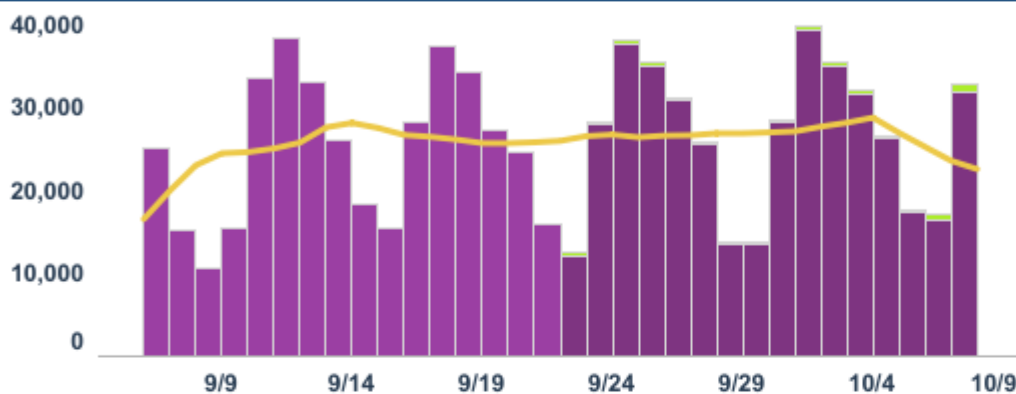
Molecular (PCR) Positive Cases

219,162

Antigen Positive Cases

6,235

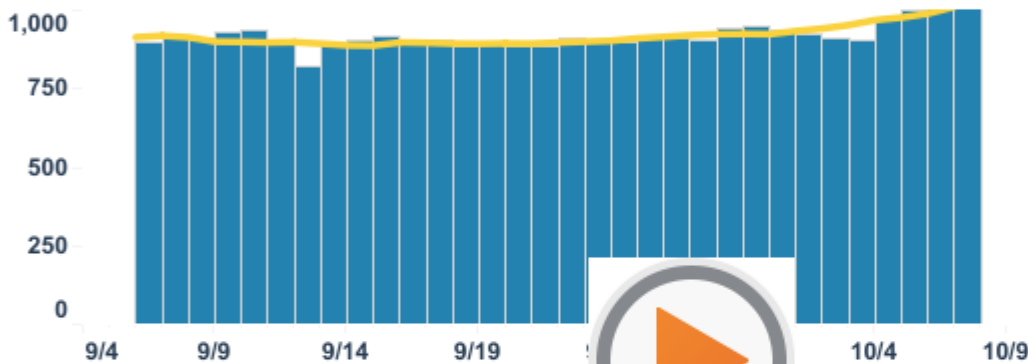
Daily Tests



COMPLETED TESTS

3,262,720

Daily Number of People Currently Hospitalized



CURRENTLY HOSPITALIZED

1,051

County Map by Cases (Molecular (PCR) and Antigen)



(Click to highlight map, unclick to revert map)

