

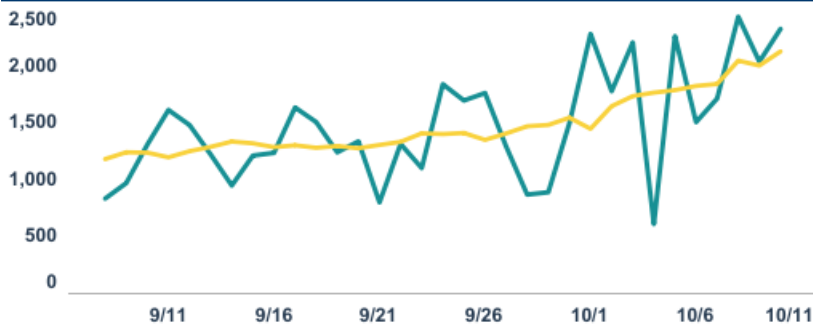


COVID-19 North Carolina Dashboard

Knowing when to dial up or down measures that slow the spread of the virus depends on North Carolina's testing, tracing and trends. This dashboard provides an overview on the metrics and capacities that the state is following.

Updated daily by approximately 12:00 p.m. Last updated October 10, 2020 at 12:00 p.m.

Daily Cases i



TOTAL CASES

229,752

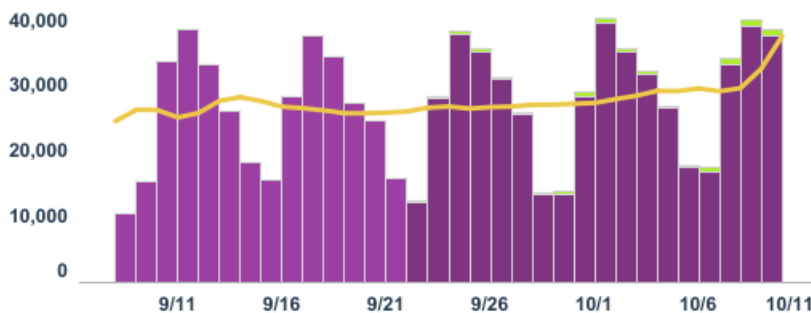
Molecular (PCR) Positive Cases

223,089

Antigen Positive Cases

6,663

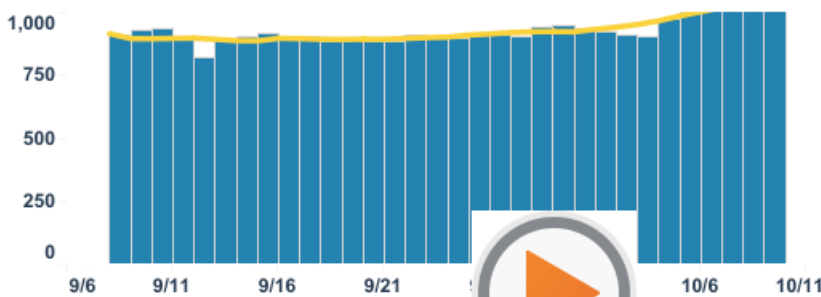
Daily Tests i



COMPLETED TESTS

3,344,152

Daily Number of People Currently Hospitalized i



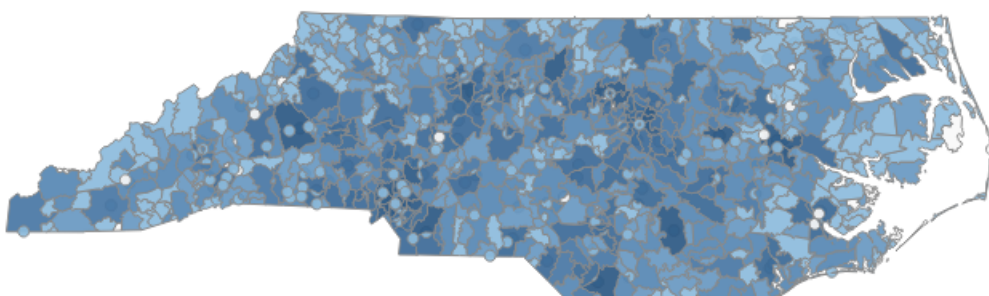
CURRENTLY HOSPITALIZED

1,034

ZIP Code Map by Case (Molecular (PCR) and Antigen) i

(Click to highlight map, unclick to revert map)

Map Credit: NCDHHS



© 2020 Mapbox © OpenStreetMap



Select Geography

Search for ZIP Code

Select Metric

- County
- ZIP Code

All

- Cases
- Cases per 10,000 Residents

ZIP Code Cases and Deaths (Molecular (PCR) and Antigen)

(Click to highlight map, unclick to revert map)

ZIP Codes	Cases	Deaths
27006	147	3
27007	34	0
27009	18	0
27010	2	0
27011	92	1
27012	467	12
27013	115	4

October 10, 2020

+ a b | e a u

Dashboard

[CLI Surveillance](#)

[Cases](#)

[Testing](#)

[Hospitalizations](#)

[Contact Tracing](#)

[PPE](#)

[Outbreaks and Clusters](#)

[Reports](#)

[About the Data](#)

Share this page:





Contact Information

NC Department of Health and Human Services
2001 Mail Service Center
Raleigh, NC 27699-2000
Customer Service Center: 1-800-662-7030
For COVID-19 questions call 2-1-1

Census 2020

Recent Tweets

[Tweets by @ncdhhs](#)

Stay Connected



[NC.GOV HOME](#)



[TRANSLATION DISCLAIMER](#)



[ACCESSIBILITY](#)



[TERMS OF USE](#)



[PRIVACY POLICY](#)



[OPEN BUDGET](#)

