



Home

How we help

Who We Serve

Health Topics A-Z

News

Events

About Us

Report Fraud

[Home](#) / [Diseases & Conditions](#) / [Coronavirus](#) / Coronavirus Cases

Coronavirus Cases

Updated around 11:00 AM daily

Last updated: 4/6/2020 at 11:05 AM



Positive Cases: Number of individuals who test positive for COVID-19 from state and private labs.

Negative Cases: Number of individuals who test negative for COVID-19 from state and private labs.

Total Tested: Number of people tested for COVID-19 infection at state and private labs.

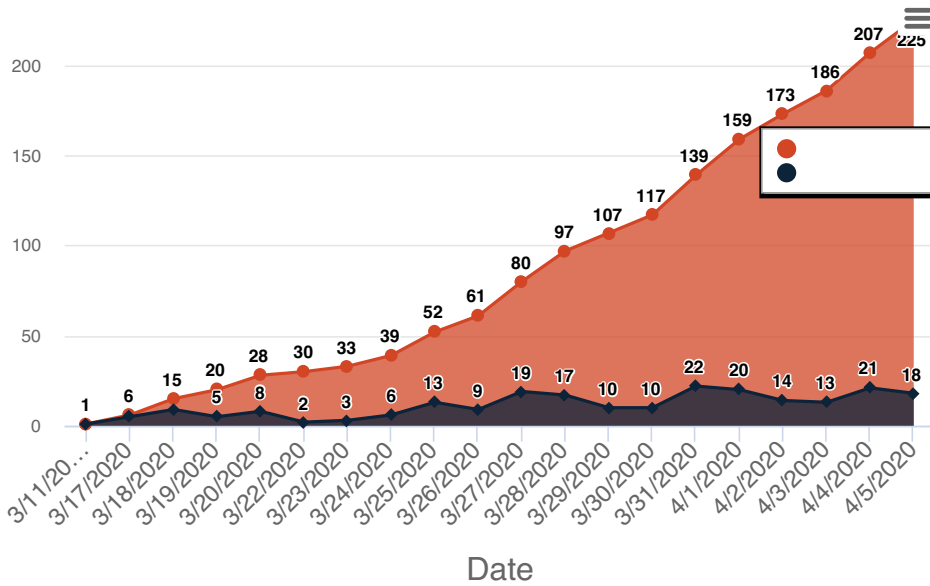
Recovered: Number of cases who tested positive and have since been released from isolation and are no longer contagious.

Currently Hospitalized: Number of individuals currently hospitalized. These numbers are updated as they're reported to us through the Health Information Network and hospital reporting. There may be delays in reporting.

Total Hospitalized: Total number of positive cases who are currently or were hospitalized, including individuals who have passed away.

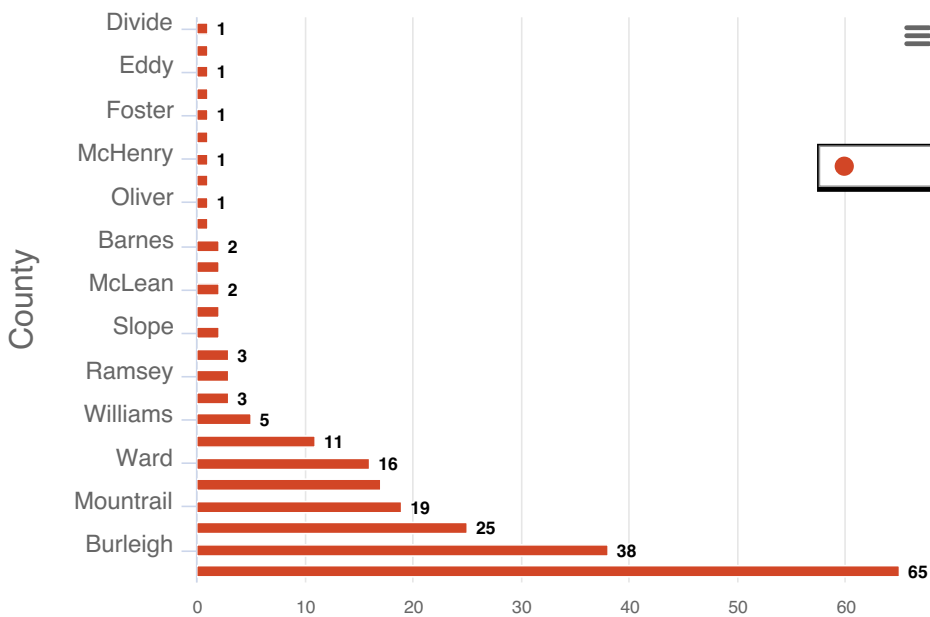
Deaths: Number of individuals who died from their COVID-19 infection.

Trending Curve



Confirmed Positive Cases by County

Some county names are hidden to prevent text overlap. Tap or hover over bar to see county name. Alternatively, see county map or table below.



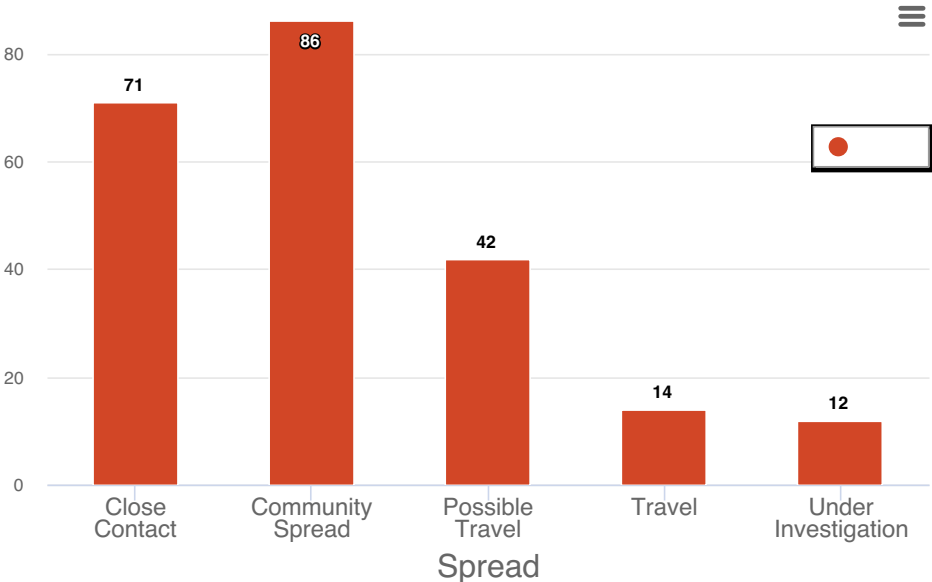
County Map

Use two fingers to zoom or scroll on mobile.

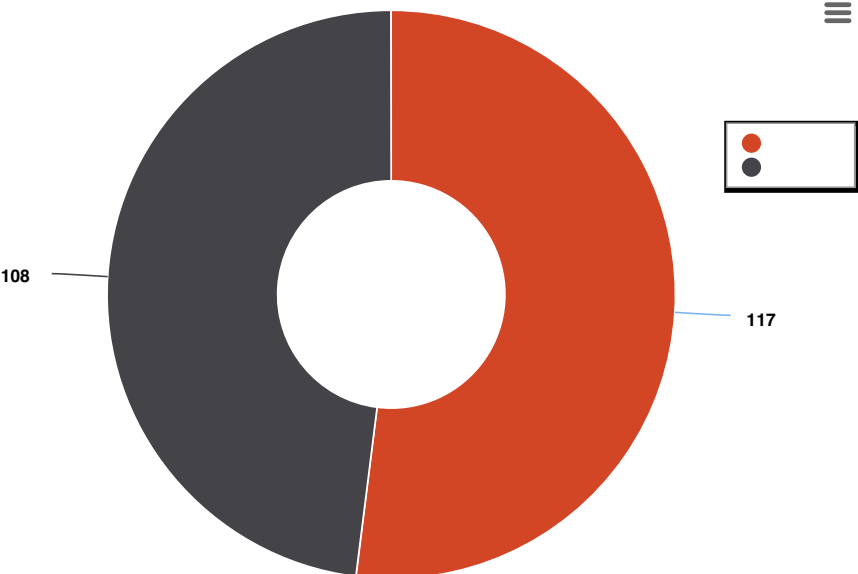
Source: [ND Department Of Health](#) · Created with [Datawrapper](#)

List of Total Tests and Positive Cases Per County [+](#)

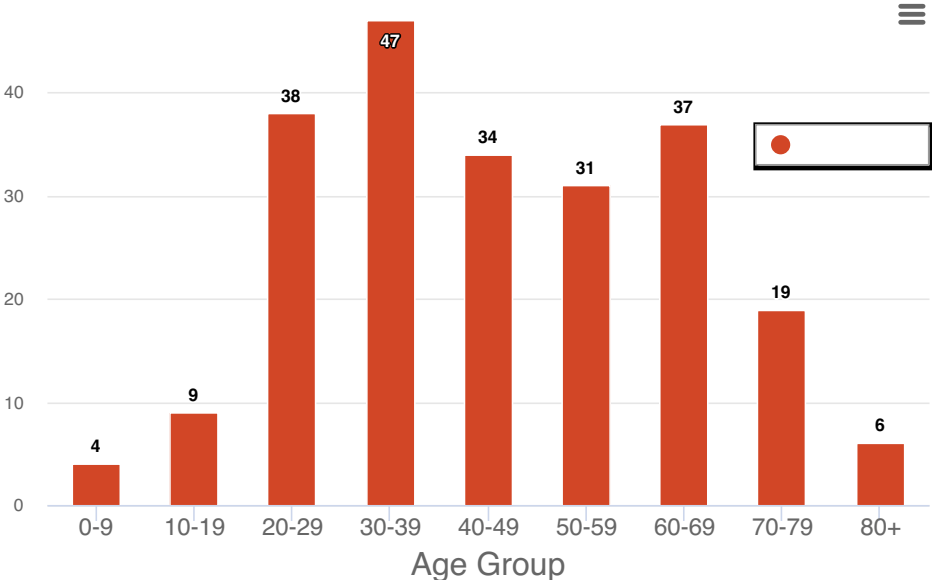
Source of Exposure



Cases by Gender



Cases by Age Group



Copyright © 2019 [North Dakota Department of Health](#)

600 East Boulevard Ave Bismarck, ND 58505-0200

Phone: 701-328-2372

[Contact Us](#)

[Intranet](#)

[Accessibility](#) | [Contact](#) | [Disclaimer](#) | [Privacy Policy](#) | [Security Policy](#)



Feedback (+)