



Home

How we help

Who We Serve

Health Topics A-Z

News

Events

About Us

Report Fraud

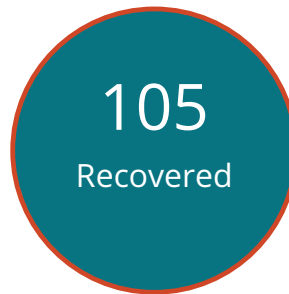
[Home](#) / [Diseases & Conditions](#) / [Coronavirus](#) / Coronavirus Cases

# Coronavirus Cases

---

# Updated around 11:00 AM daily

Last updated: 4/10/2020 at 11:10 AM



**Positive Cases:** Number of individuals who test positive for COVID-19 from state and private labs.

**Negative Cases:** Number of individuals who test negative for COVID-19 from state and private labs.

**Total Tested:** Number of people tested for COVID-19 infection at state and private labs.

**Recovered:** Number of cases who tested positive and have since been released from isolation and are no longer contagious.

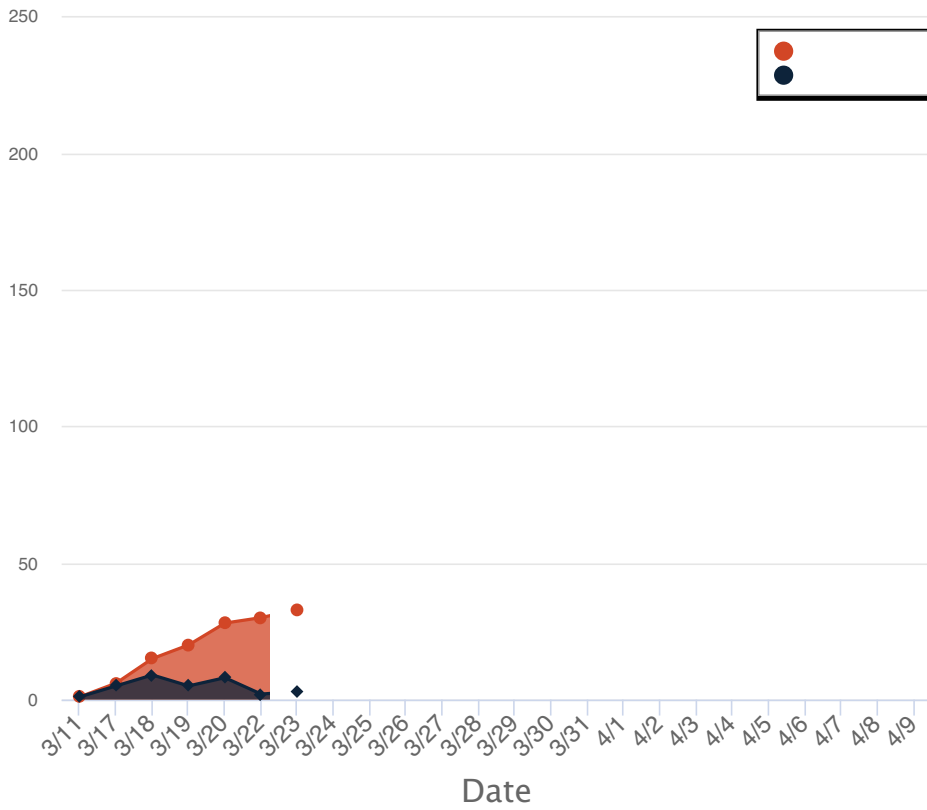
**Currently Hospitalized:** Number of individuals currently hospitalized. These numbers are updated as they're reported to us through the Health Information Network and hospital reporting. There may be delays in reporting.

**Total Hospitalized:** Total number of positive cases who are currently or were hospitalized, including individuals who have passed away.

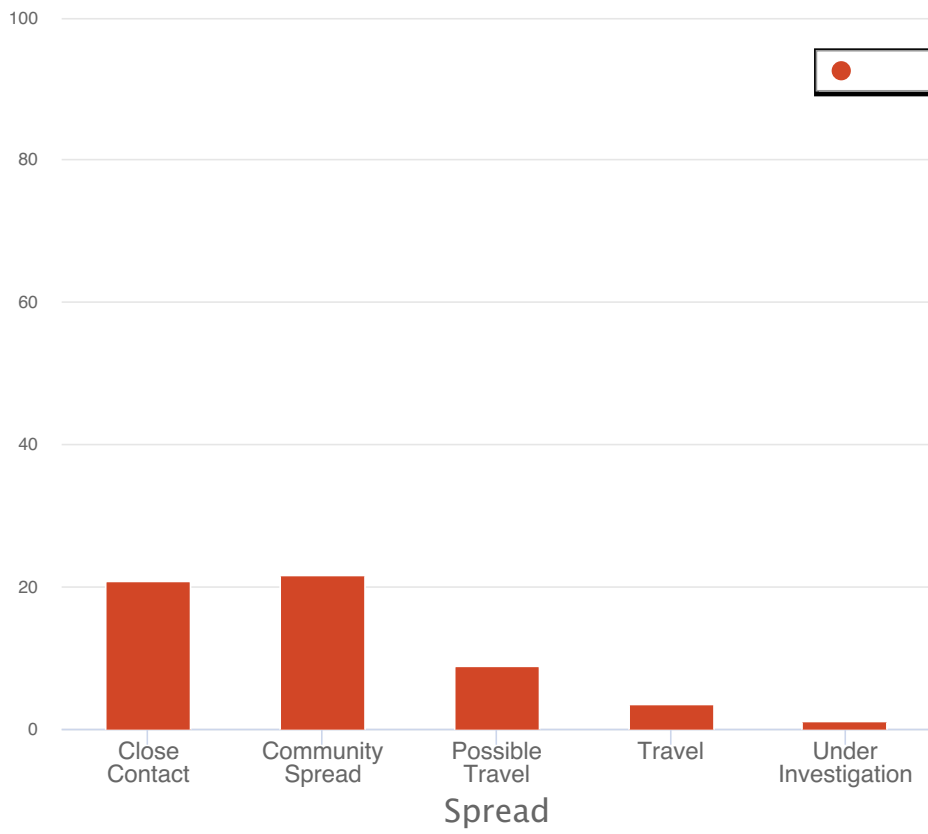
**Deaths:** Number of individuals who died from their COVID-19 infection.

# Trending Curve

Best viewed on desktop or in landscape mode on mobile (i.e. holding the phone sideways)



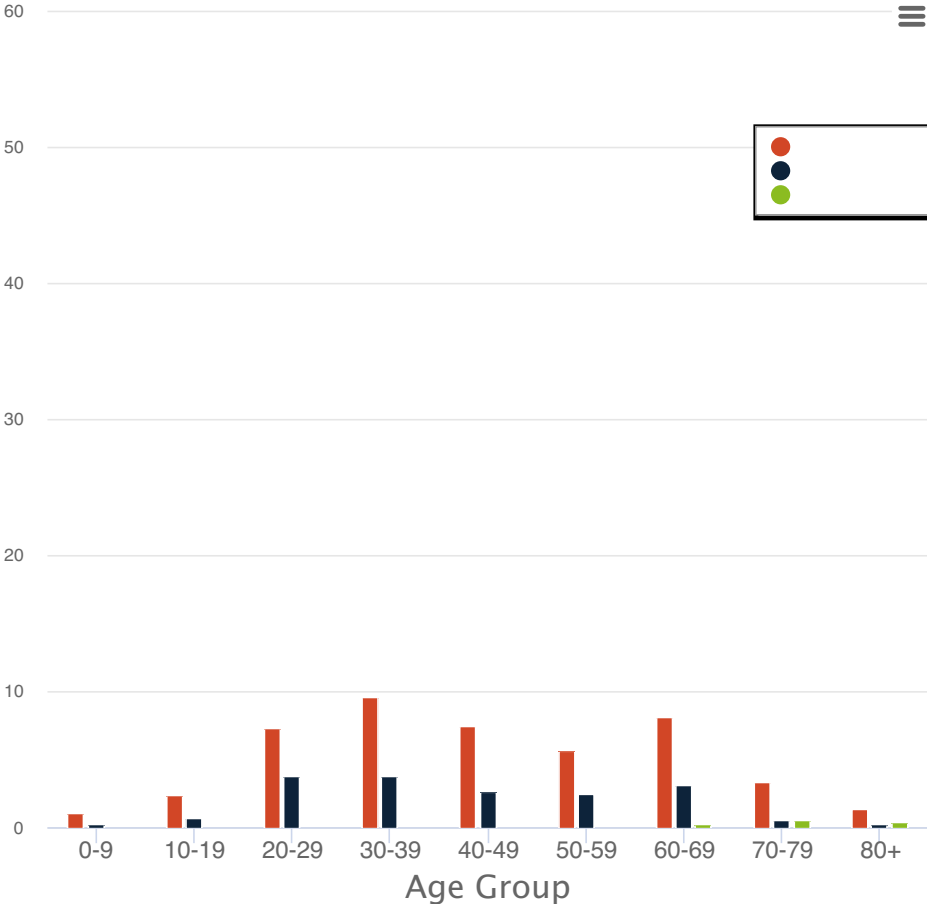
# Source of Exposure



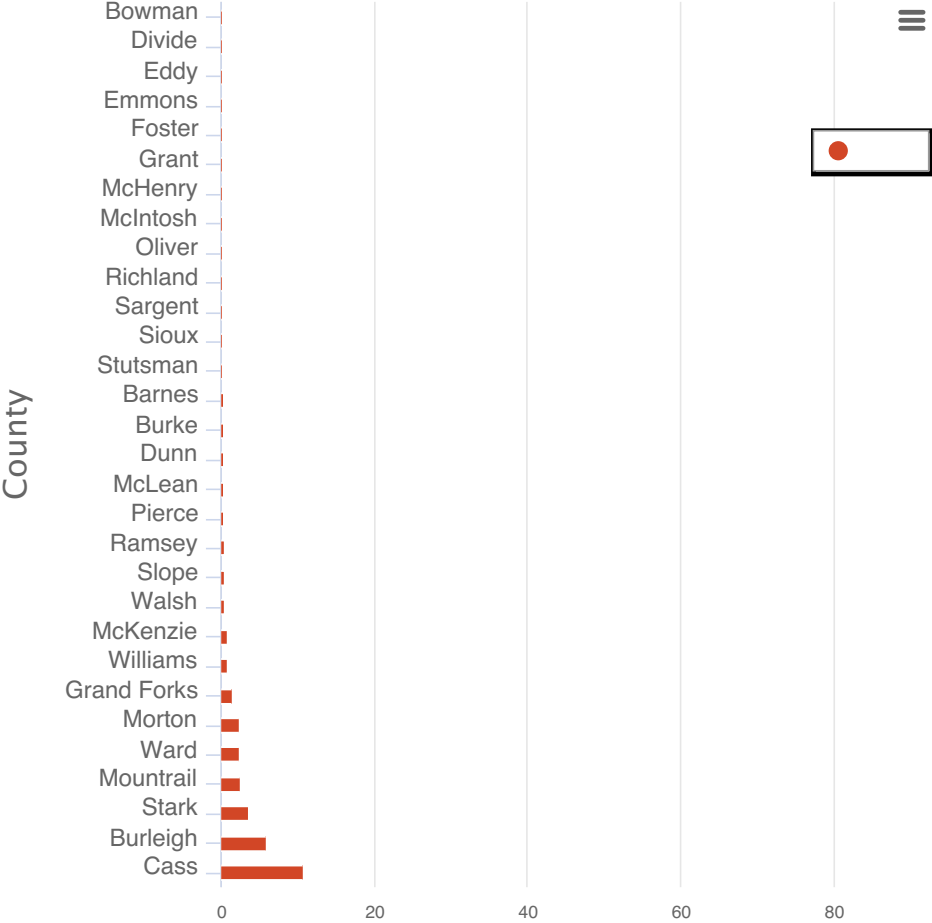
# Cases by Gender



# Cases by Age Group



# Confirmed Positive Cases by County



# County Map

Use two fingers to zoom or scroll on mobile.

Source: [ND Department Of Health](#) · Created with [Datawrapper](#)

**By County - Total Tests, Positives, and Negatives** +

**By County - Source of Exposure** +



Copyright © 2019 [North Dakota Department of Health](#)

600 East Boulevard Ave Bismarck, ND 58505-0200

Phone: 701-328-2372

[Contact Us](#)

[Intranet](#)

[Accessibility](#) | [Contact](#) | [Disclaimer](#) | [Privacy Policy](#) | [Security Policy](#)



**Feedback (+)**