



Home

How we help

Who We Serve

Health Topics A-Z

News

Events

About Us

Report Fraud

[Home](#) / [Diseases & Conditions](#) / [Coronavirus](#) / Coronavirus Cases

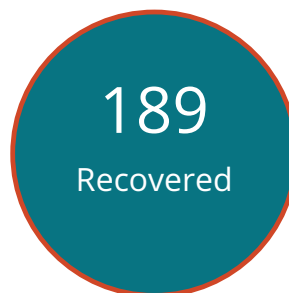
# Coronavirus Cases

---

*The North Dakota Department of Health dashboard displays the most recent preliminary data about cases, long term care, testing, and deaths. The investigations are ongoing and the information on the website may change due to newly acquired information.*

Updated around 11:00 AM daily

Last updated: 4/20/2020 at 11:00 AM



**Positive Cases:** Number of individuals who test positive for COVID-19 from state and private labs.

**Negative Cases:** Number of individuals who test negative for COVID-19 from state and private labs.

**Total Tested:** Number of people tested for COVID-19 infection at state and private labs.

**Recovered:** Number of cases who tested positive and have since been released from isolation and are no longer contagious.

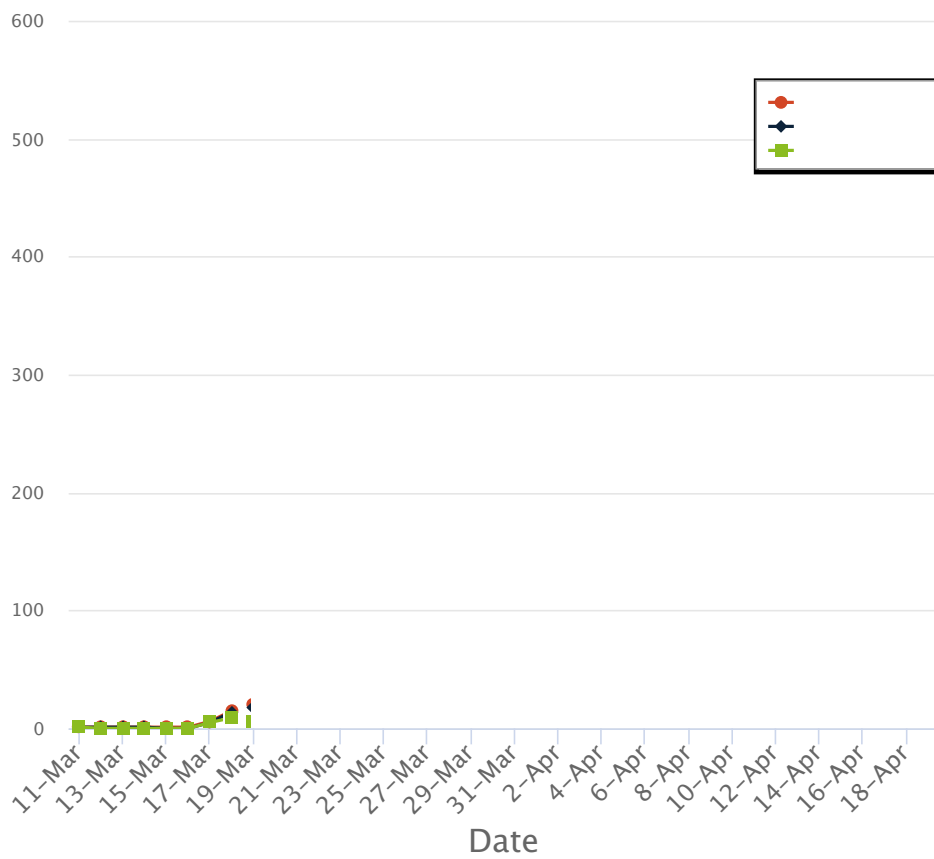
**Currently Hospitalized:** Number of individuals currently hospitalized. These numbers are updated as they're reported to us through the Health Information Network and hospital reporting. There may be delays in reporting.

**Total Hospitalized:** Total number of positive cases who are currently or were hospitalized, including individuals who have passed away.

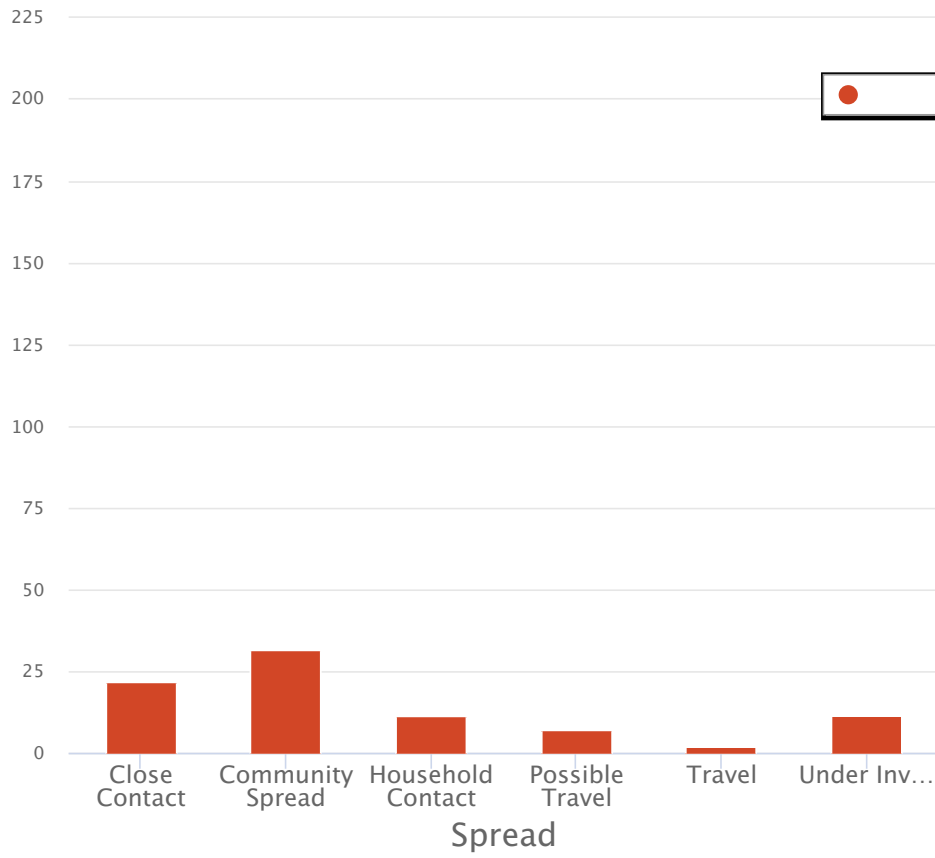
**Deaths:** Number of individuals who died with COVID-19.

# Trending Curve

Best viewed on desktop or in landscape mode on mobile (i.e. holding the phone sideways)



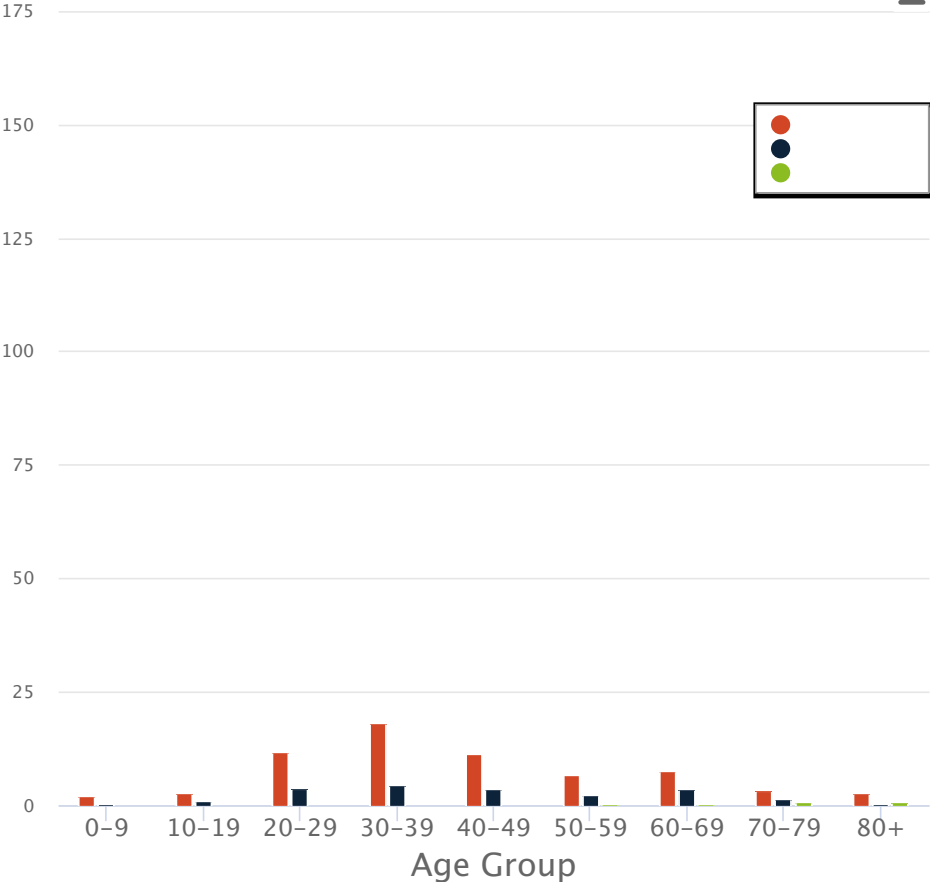
# Source of Exposure



# Cases by Gender

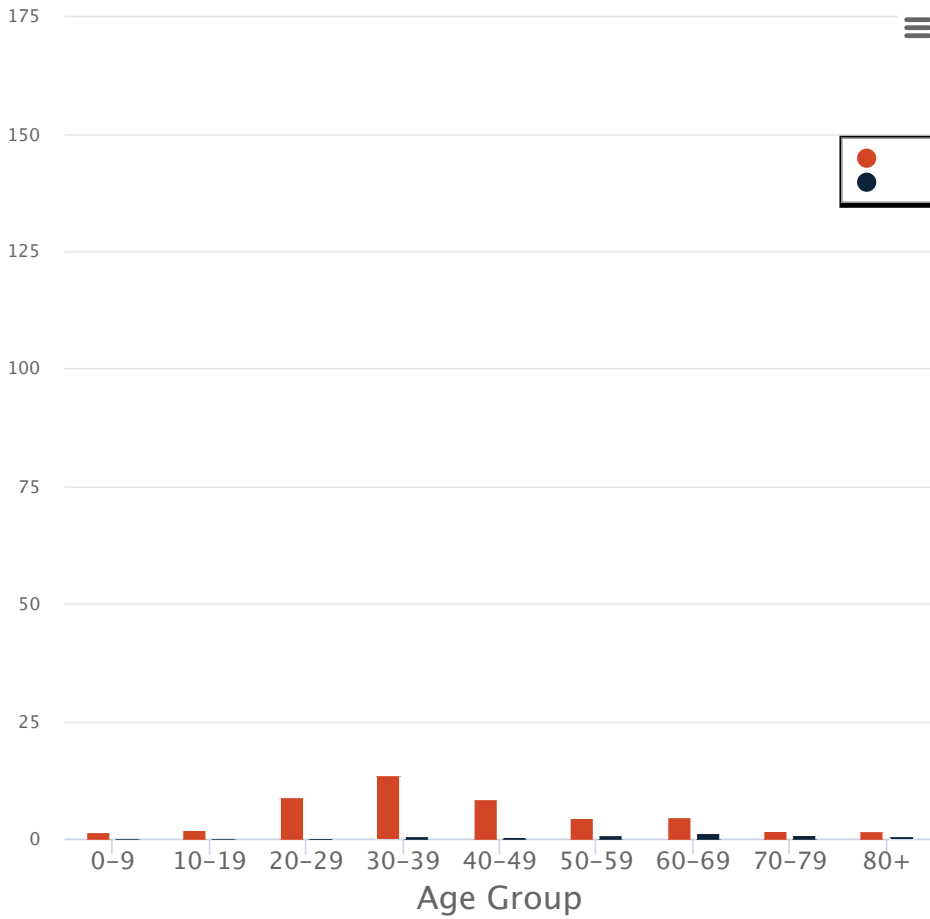


# Cases by Age Group



# Hospitalized by age group

People who have been hospitalized with COVID-19 by age.

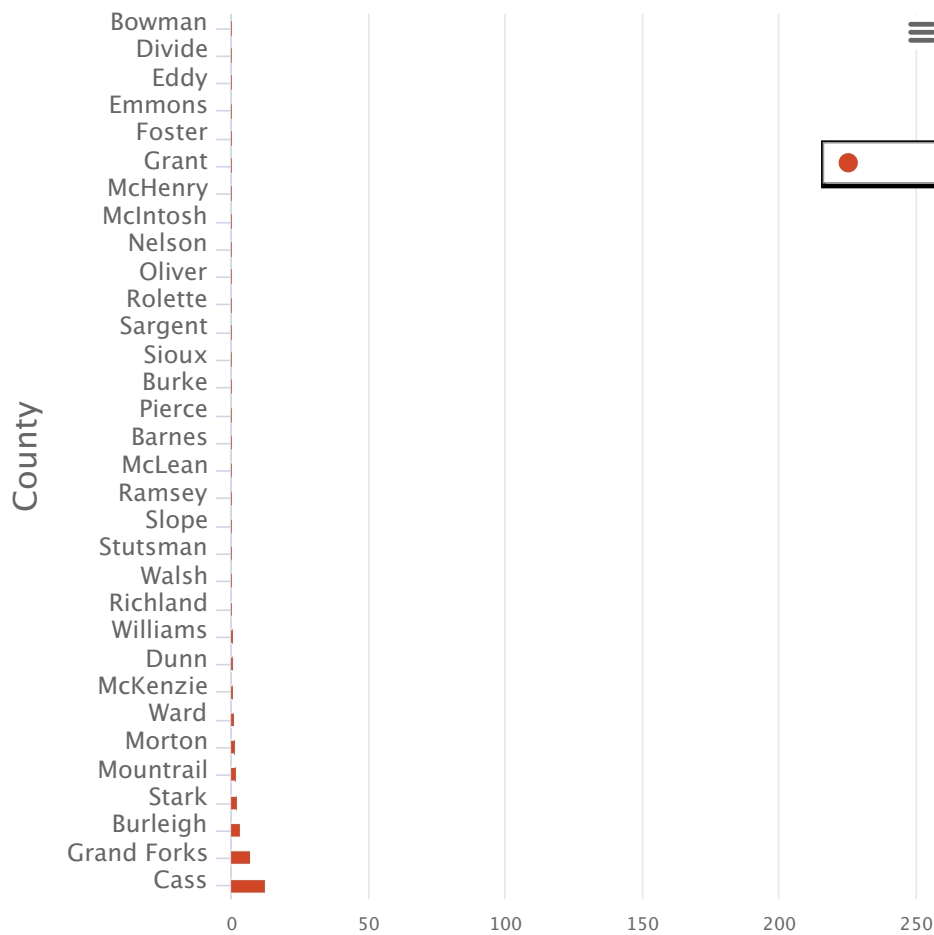


## Long Term Care Facility Cases

<b>Facility Name</b>	<b>Case Count</b>	<b>Last report date</b>
Riverview Place	8	4/6/2020
Bethany on University	1	4/7/2020
Bethany on 42nd	6	4/19/2020
Rosewood On Broadway	14	4/19/2020
Eventide	22	4/19/2020
Eventide Senior Living	1	4/18/2020
Hill Top Home of Comfort	2	4/19/2020
Prospera Mandan	1	3/27/2020
The Meadows on University	1	3/31/2020
Souris Valley Care Center	1	3/25/2020
Total Cases	57	



# Total Positive Cases by County



## County Map

Use two fingers to zoom or scroll on mobile.

Source: [ND Department Of Health](#) • Created with [Datawrapper](#)

By County - Total Tests, Positives, and Negatives



By County - Source of Exposure



By County - Rate per 100,000



Copyright © 2019 [North Dakota Department of Health](#)

600 East Boulevard Ave Bismarck, ND 58505-0200

Phone: 701-328-2372

[Contact Us](#)

[Intranet](#)

[Accessibility](#) | [Contact](#) | [Disclaimer](#) | [Privacy Policy](#) | [Security Policy](#)

NORTH  
**Dakota** | Health  
Be Legendary.™



Feedback (+)