



Enter Keywords

[Birth Records by Mail](#)

[Death Records by Mail](#)

[Fetal Death by Mail](#)

[Interoperability](#)

[Reminder-Recall](#)

[Tributaria](#)

[Resources](#)
[Local Tobacco Programs](#)

[Tribal Tobacco](#)
[Frontline Employee Food Safety Training](#)

[Food Service](#)

[Food and Lodging Beverages](#)

[Chickenpox](#)
[Food and Lodging](#)
[Retail Sales](#)
[Diphtheria](#)

[Manufactured/Processed](#)
[HBB](#)

[HPV](#)

[Hepatitis A](#)

[Mandated Nurse Aid Information](#)

[Meningococcal Disease](#)
[Anaplasmosis](#)

[Mumps](#)
[Babesiosis](#)

[Perinatal Hep B](#)
[Chitichosis](#)

[Pertussis](#)
[Lyme Disease](#)

[Polio](#)
[Rocky Mountain Spotted Fever](#)

[Rotavirus](#)

[Tularemia](#)

[Rubella](#)

[Shingles](#)

[Tetanus](#)

[Division of Vital
Records](#)

[A-Z Listing of
Diseases &
Conditions](#)

[About West Nile
Virus](#)

[Immunizations
Acute Flaccid](#)

[Head Lice](#)

[Special Health
Services](#)

[Meningitis Prevention & Control](#)

[Food and Lodging](#)

[Avian Influenza](#)

[Health Facilities](#)

[Bed Bugs](#)

[Life Safety and](#)

[Construction](#)

[Coronavirus](#)

[Data](#)

[Disease Reporting](#)

[Ebola](#)

[Electronic Reporting](#)

[Field Epidemiology](#)

[Contacts](#)

[Foodborne and](#)

[Gastrointestinal](#)

[Illness](#)

[ICD 10 Codes and](#)

[Case Definitions](#)

[Infection Prevention](#)

[and Control](#)

[Legionella](#)

[Middle Eastern](#)

[Respiratory](#)

[Syndrome \(MERS\)](#)

[Rabies](#)

[Tickborne Diseases](#)

[Tuberculosis](#)

[West Nile Virus](#)

[Zika](#)

[Birth & Death
Records](#) [Adults](#)

[Data & Statistics](#) [ND Communities](#)

[Diseases &
Conditions](#) [Youth](#)

[Emergency
Preparedness](#)

[Prevention & Healthy
Living](#)

[Regulation &
Licensure](#)

- [Home](#)
- How we help
 - [Birth & Death Records](#)
 - [Data & Statistics](#)
 - [Diseases & Conditions](#)
 - [Emergency Preparedness](#)
 - [Prevention & Healthy Living](#)
 - [Regulation & Licensure](#)
- Who We Serve
 - [Adults](#)
 - [ND Communities](#)
 - [Youth](#)
- [Health Topics A-Z](#)
- [News](#)
- [Events](#)
- [About Us](#)
- [Report Fraud](#)

[Home](#) [How we help](#) [Who We Serve](#) [Health Topics A-Z](#) [News](#) [Events](#) [About Us](#) [Report Fraud](#)

1. [Home](#)
2. [Diseases & Conditions](#)
3. [Coronavirus](#)
4. Coronavirus Cases

Coronavirus Cases

Medium

The North Dakota Department of Health dashboard displays the most recent preliminary data about cases, long term care, testing, and deaths. The investigations are ongoing and the information on the website may change due to newly acquired information.

Updated around 11:00 AM daily

Last updated: 4/20/2020 at 11:00 AM

627

Positive Cases

14120

Negative

14747

Total Tested

189

Recovered

17

Currently Hospitalized

53

Total Hospitalized

13

Deaths

Positive Cases: Number of individuals who test positive for COVID-19 from state and private labs.

Negative Cases: Number of individuals who test negative for COVID-19 from state and private labs.

Total Tested: Number of people tested for COVID-19 infection at state and private labs.

Recovered: Number of cases who tested positive and have since been released from isolation and are no longer contagious.

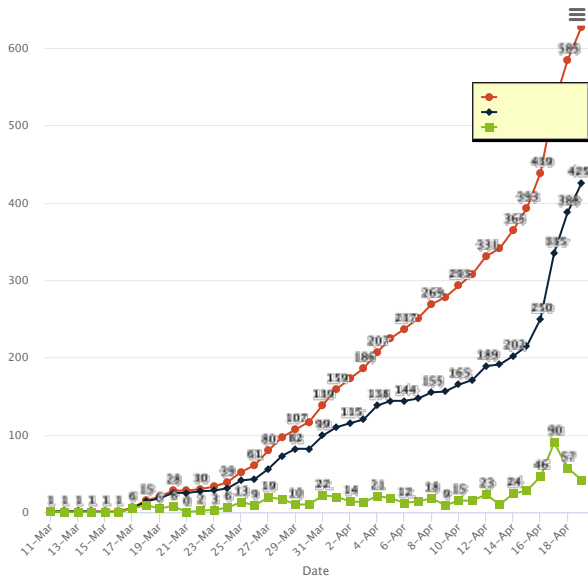
Currently Hospitalized: Number of individuals currently hospitalized. These numbers are updated as they're reported to us through the Health Information Network and hospital reporting. There may be delays in reporting.

Total Hospitalized: Total number of positive cases who are currently or were hospitalized, including individuals who have passed away.

Deaths: Number of individuals who died with COVID-19.

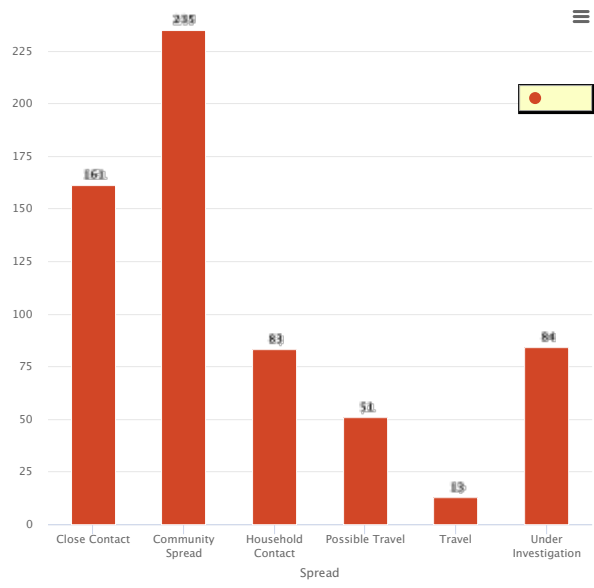
Trending Curve

Best viewed on desktop or in landscape mode on mobile (i.e. holding the phone sideways)

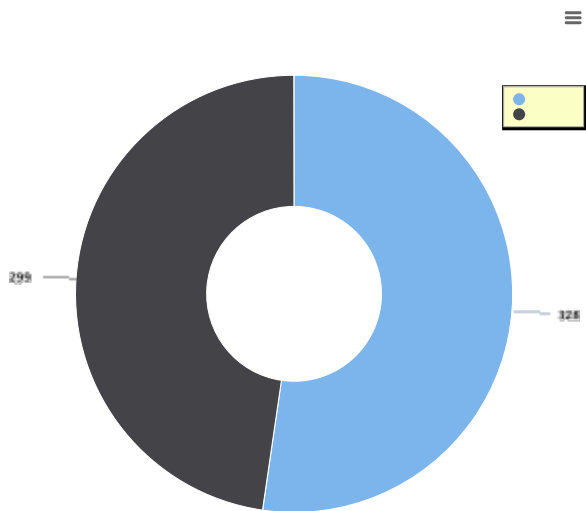


Medium

Source of Exposure

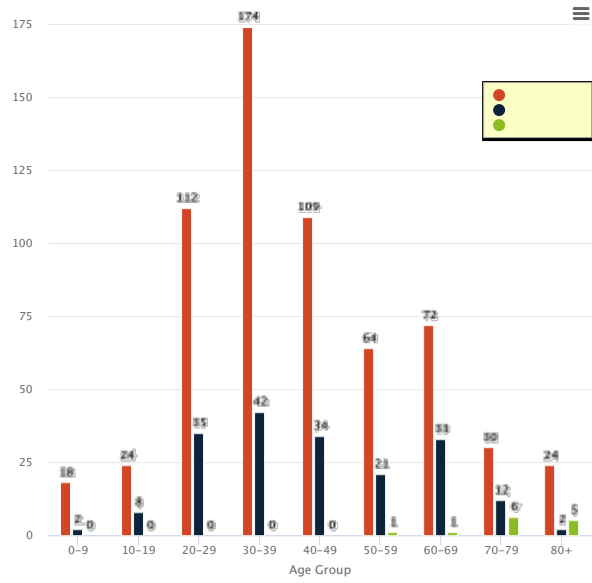


Cases by Gender



Medium

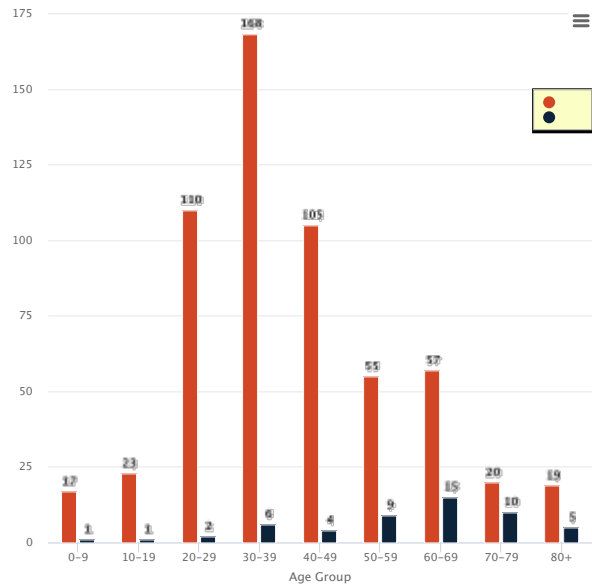
Cases by Age Group



Medium

Hospitalized by age group

People who have been hospitalized with COVID-19 by age.



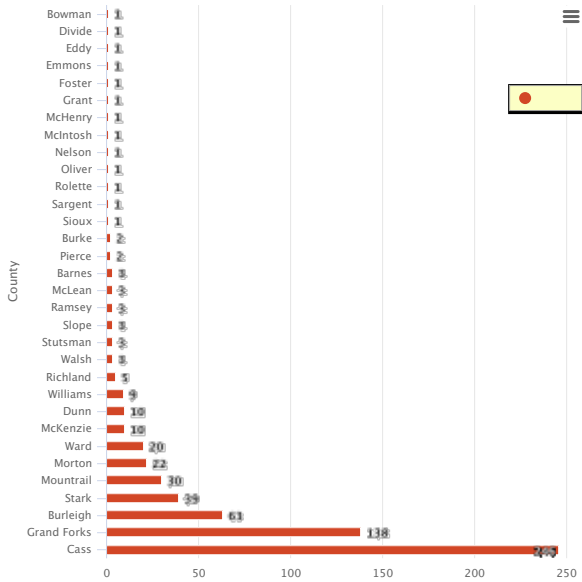
Medium

Long Term Care Facility Cases

Facility Name	Case Count	Last report date
Riverview Place	8	4/6/2020
Bethany on University	1	4/7/2020
Bethany on 42nd	6	4/19/2020
Rosewood On Broadway	14	4/19/2020
Eventide	22	4/19/2020
Eventide Senior Living	1	4/18/2020
Hill Top Home of Comfort	2	4/19/2020
Prospera Mandan	1	3/27/2020
The Meadows on University	1	3/31/2020
Souris Valley Care Center	1	3/25/2020
Total Cases	57	

Medium

Total Positive Cases by County



Medium

County Map

Use two fingers to zoom or scroll on mobile.

Source: ND Department Of Health · Created with Datawrapper

Medium

[By County - Total Tests, Positives, and Negatives](#)

By County - Total Tests, Positives, and Negatives

Chart: ND Department of Health · Embed · Created with Datawrapper

Medium

[By County - Source of Exposure](#)

By County - Source of Exposure

If the number of cases isn't visible, tap section on mobile or hover over section with cursor on desktop.

Medium

[By County - Rate per 100,000](#)

By County - Rate per 100,000

If the number of cases isn't visible, tap section on mobile or hover over section with cursor on desktop.

North Dakota COVID-19 Cases Rate Per 100,000

Breakdown by county of the COVID-19 cases per 100,000 residents

Source: [ND Department Of Health](#) · [Get the data](#) · [Created with Datawrapper](#)

- [Accessibility](#)
- [Contact](#)
- [Disclaimer](#)
- [Privacy Policy](#)
- [Security Policy](#)

[Feedback \(+\)](#)

[Feedback \(+\)](#)

Dakota | Health
Incorporating®

