

OK Summary

Cases Updated ...
2020-05-20
Source: OK Gov...

OK Cases

5,532

↑ 43 DoD*

0.8% DoD*

OK Deaths

299

↑ 5 DoD*

1.7% DoD*

OK Recovered

4,266

↑ 131 DoD*

3.2% DoD*

US Summary

Cases Updated ...
2020-05-19
Source: Johns H...

US Cases

1,528,5...

↑ 20,26...

1.3% DoD*

US Deaths

91,921

↑ 1,574 D...

1.7% DoD*

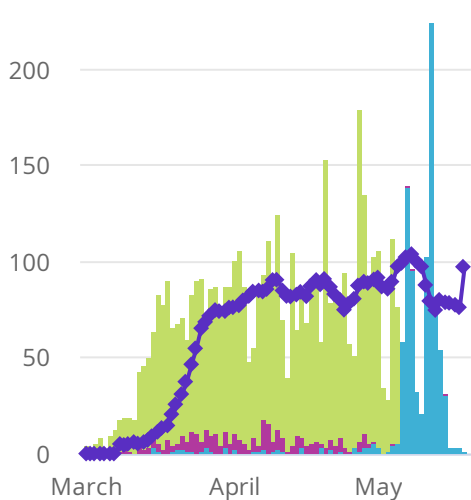
US Recovered

289,392

↑ 6,214 D...

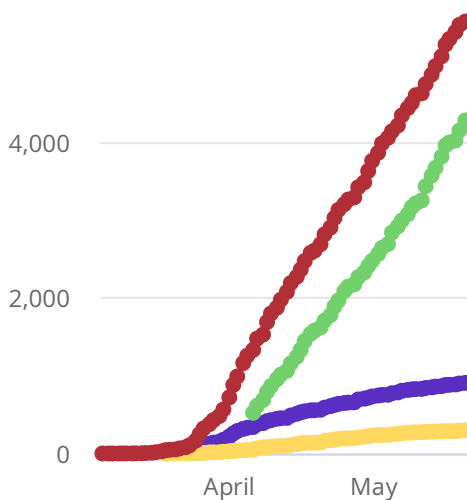
2.2% DoD*

Oklahoma Case Status by ...



- Active
- Deceased
- Recovered*
- Trend Line***

Oklahoma Cumulative Cas...



- Cases
- Deaths
- Recovered*
- Ever Hospitalized

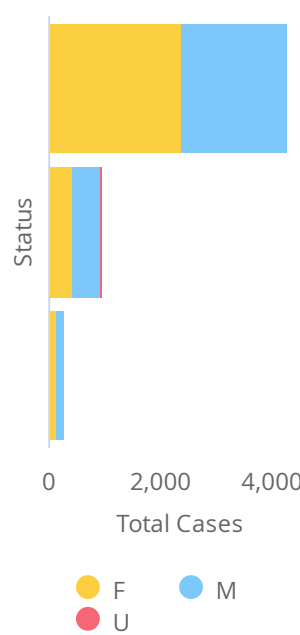
Oklahoma Total ...

- White 66.05%
- Unknown 12.55%
- Black or African American 8.71%
- American Indian or Alaska Native 6.16%
- Multiple Races/Other 3.92%
- Asian or Pacific Islander 2.60%

Oklahoma Total ...

- 65+ 25.81%
- 18-35 24.75%
- 50-64 22.56%
- 36-49 22.25%
- 05-17 3.38%
- 00-04 1.17%
- UNK 0.07%

Oklahoma Total ...



[View Data by County](#)

[View Data by City](#)

[View Data by Zip](#)

[View Data for Confirmed Cases](#)

[View Data for Deaths](#)

[View Data for Recoveries](#)

[Symptom Tracker](#)

[Personal Protective and Hospital Equipment](#)

[OSDH District Breakout](#)

[View Data Downloads](#)

DoD* indicate the delta (↑ ↓) or rate of change (%) over the past 24 hours only.

**Data shown are preliminary and subject to change as additional information is obtained.

Race/Ethnicity containing missing data is bucketed into the unknown category.

*Recovered: currently not hospitalized or deceased and 14 days after onset/report. Recoveries calculated beginning on 4/6/2020.

***Other: Contains Missing, Unknown, Small Cities, Towns or Zip Codes (<100 population)

Trend Line*** is a 7 day rolling average of the number of the confirmed cases by date of symptom