

**OK Summary**

Cases Updated ...  
2020-05-21  
Source: OK Gov...

**OK Cases**

5,680

↑ 148 DoD\*

2.7% DoD\*

**OK Deaths**

304

↑ 5 DoD\*

1.7% DoD\*

**OK Recovered**

4,361

↑ 95 DoD\*

2.2% DoD\*

**US Summary**

Cases Updated ...  
2020-05-20  
Source: Johns H...

**US Cases**

1,551,8...

↑ 23,28...

1.5% DoD\*

**US Deaths**

93,439

↑ 1,518 D...

1.7% DoD\*

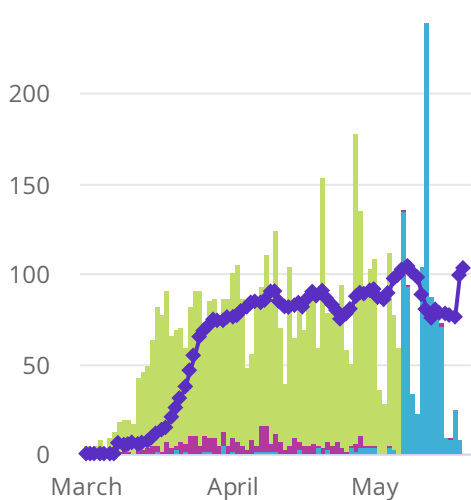
**US Recovered**

294,312

↑ 4,920 D...

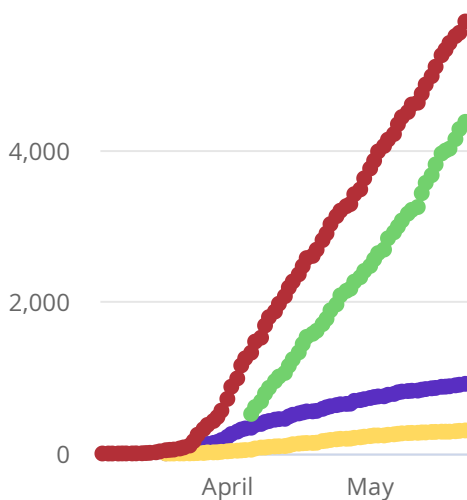
1.7% DoD\*

Oklahoma Case Status by ...



- Active
- Deceased
- Recovered\*
- Trend Line\*\*\*

Oklahoma Cumulative Cas...



- Cases
- Deaths
- Recovered\*
- Ever Hospitalized

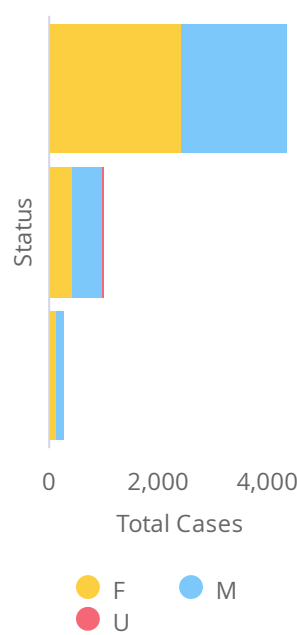
Oklahoma Total ...

- White 65.77%
- Unknown 12.82%
- Black or African American 8.73%
- American Indian or Alaska Native 6.18%
- Multiple Races/Other 3.89%
- Asian or Pacific Islander 2.61%

Oklahoma Total ...

- 65+ 25.76%
- 18-35 24.95%
- 50-64 22.41%
- 36-49 22.25%
- 05-17 3.36%
- 00-04 1.20%
- UNK 0.07%

Oklahoma Total ...



[View Data by County](#)

[View Data by City](#)

[View Data by Zip](#)

[View Data for Confirmed Cases](#)

[View Data for Deaths](#)

[View Data for Recoveries](#)

[Symptom Tracker](#)

[Personal Protective and Hospital Equipment](#)

[OSDH District Breakout](#)

[View Data Downloads](#)

DoD\* indicate the delta (↑ ↓) or rate of change (%) over the past 24 hours only.

\*\*Data shown are preliminary and subject to change as additional information is obtained.

Race/Ethnicity containing missing data is bucketed into the unknown category.

\*Recovered: currently not hospitalized or deceased and 14 days after onset/report. Recoveries calculated beginning on 4/6/2020.

\*\*\*Other: Contains Missing, Unknown, Small Cities, Towns or Zip Codes (<100 population)

Trend Line\*\*\* is a 7 day rolling average of the number of the confirmed cases by date of symptom