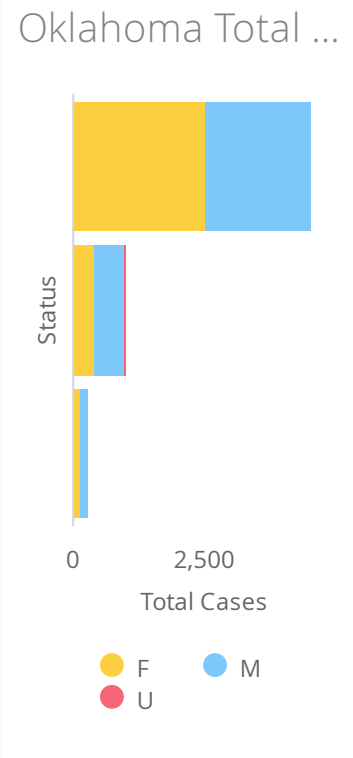
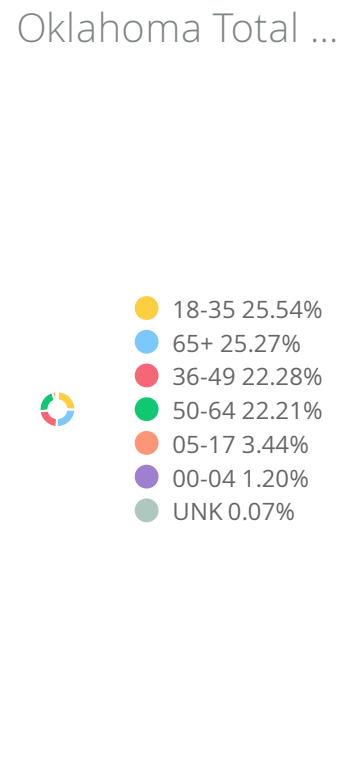
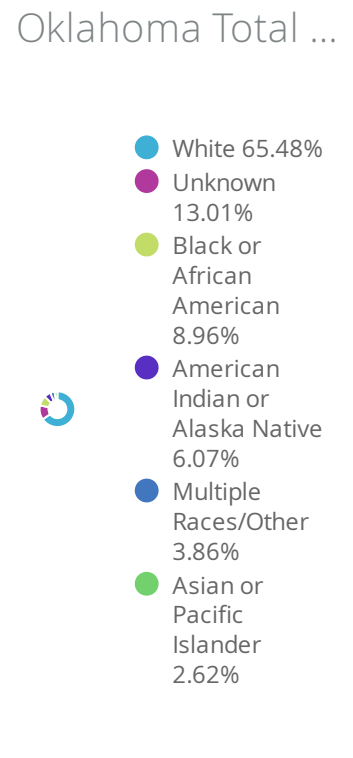
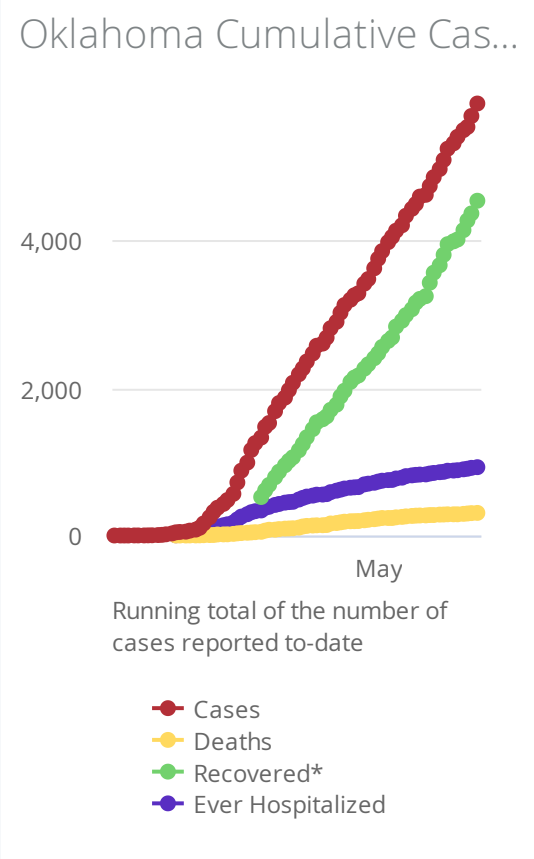
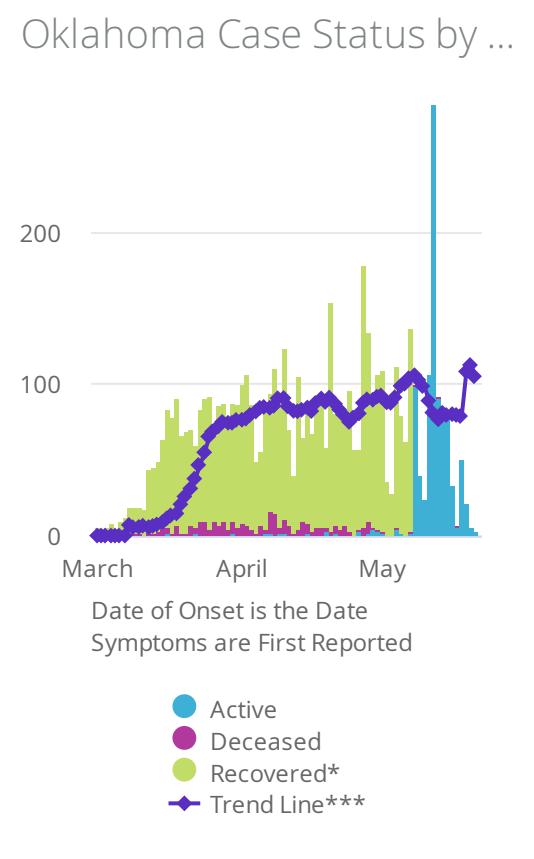


OK Summary	OK Cases	OK Deaths	OK Recovered
Cases Updated ... 2020-05-22 Source: OK Gov...	5,849 ↑ 169 DoD* 3% DoD*	307 ↑ 3 DoD* 1% DoD*	4,533 ↑ 172 DoD* 3.9% DoD*

US Summary	US Cases	US Deaths	US Recovered
Cases Updated ... 2020-05-21 Source: Johns H...	1,577,1... ↑ 25,29... 1.6% DoD*	94,702 ↑ 1,263 D... 1.4% DoD*	298,418 ↑ 4,106 D... 1.4% DoD*



- [View Data by County](#)
- [View Data for Confirmed Cases](#)
- [Symptom Tracker](#)
- [View Data by City](#)
- [View Data for Deaths](#)
- [Personal Protective and Hospital Equipment](#)
- [View Data Downloads](#)
- [View Data by Zip](#)
- [View Data for Recoveries](#)
- [OSDH District Breakout](#)

DoD* indicate the delta (↑ ↓) or rate of change (%) over the past 24 hours only.

**Data shown are preliminary and subject to change as additional information is obtained.

Race/Ethnicity containing missing data is bucketed into the unknown category.

*Recovered: currently not hospitalized or deceased and 14 days after onset/report. Recoveries calculated beginning on 4/6/2020.

***Other: Contains Missing, Unknown, Small Cities, Towns or Zip Codes (<100 population)

Trend Line*** is a 7 day rolling average of the number of the confirmed cases by date of symptom