

**OK Summary**

Cases Updated ...  
2020-05-23  
Source: OK Gov...

**OK Cases**

5,960

↑ 111 DoD\*

1.9% DoD\*

**OK Deaths**

311

↑ 4 DoD\*

1.3% DoD\*

**OK Recovered**

4,645

↑ 112 DoD\*

2.5% DoD\*

**US Summary**

Cases Updated ...  
2020-05-22  
Source: Johns H...

**US Cases**

1,600,9...

↑ 23,79...

1.5% DoD\*

**US Deaths**

95,979

↑ 1,277 D...

1.3% DoD\*

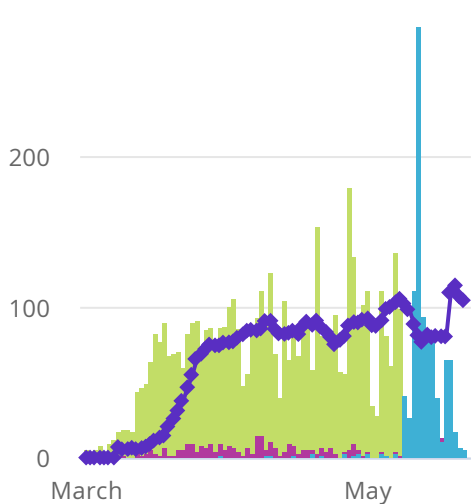
**US Recovered**

350,135

↑ 51,71...

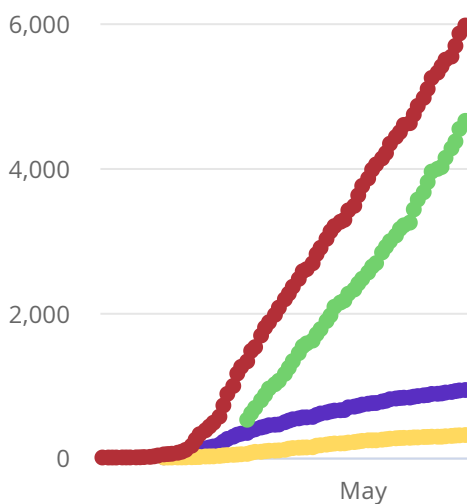
17.3% DoD\*

Oklahoma Case Status by ...



- Active
- Deceased
- Recovered\*
- Trend Line\*\*\*

Oklahoma Cumulative Cas...



- Cases
- Deaths
- Recovered\*
- Ever Hospitalized

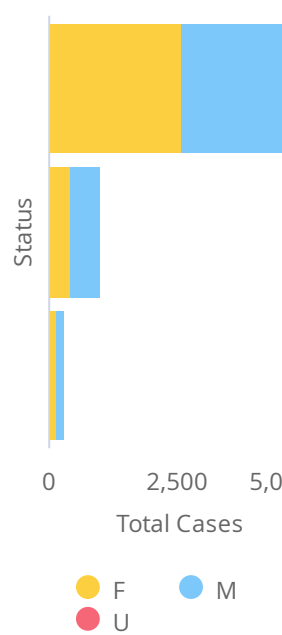
Oklahoma Total ...

- White 65.20%
- Unknown 12.80%
- Black or African American 9.21%
- American Indian or Alaska Native 6.22%
- Multiple Races/Other 3.99%
- Asian or Pacific Islander 2.57%

Oklahoma Total ...

- 18-35 25.76%
- 65+ 25.07%
- 36-49 22.33%
- 50-64 22.15%
- 05-17 3.41%
- 00-04 1.29%

Oklahoma Total ...



[View Data by County](#)

[View Data for Confirmed Cases](#)

[Symptom Tracker](#)

[View Data by City](#)

[View Data for Deaths](#)

[Personal Protective and Hospital Equipment](#)

[View Data Downloads](#)

[View Data by Zip](#)

[View Data for Recoveries](#)

[OSDH District Breakout](#)

DoD\* indicate the delta (↑ ↓) or rate of change (%) over the past 24 hours only.

\*\*Data shown are preliminary and subject to change as additional information is obtained.

Race/Ethnicity containing missing data is bucketed into the unknown category.

\*Recovered: currently not hospitalized or deceased and 14 days after onset/report. Recoveries calculated beginning on 4/6/2020.

\*\*\*Other: Contains Missing, Unknown, Small Cities, Towns or Zip Codes (<100 population)

Trend Line\*\*\* is a 7 day rolling average of the number of the confirmed cases by date of symptom