

OK Summary

Cases Updated ...
2020-05-24
Source: OK Gov...

OK Cases

6,037

↑ 77 DoD*

1.3% DoD*

OK Deaths

311

--0 DoD*

0% DoD*

OK Recovered

4,688

↑ 43 DoD*

0.9% DoD*

US Summary

Cases Updated ...
2020-05-23
Source: Johns H...

US Cases

1,622,6...

↑ 21,67...

1.4% DoD*

US Deaths

97,087

↑ 1,108 D...

1.2% DoD*

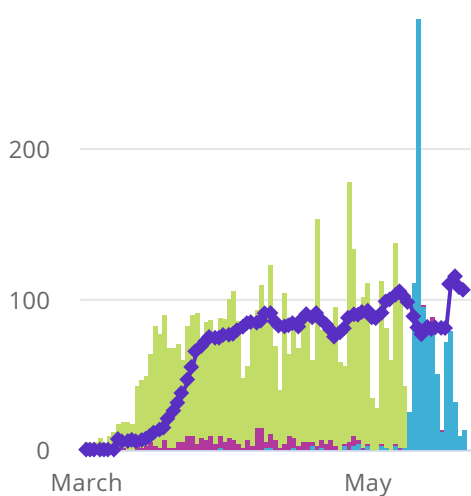
US Recovered

361,239

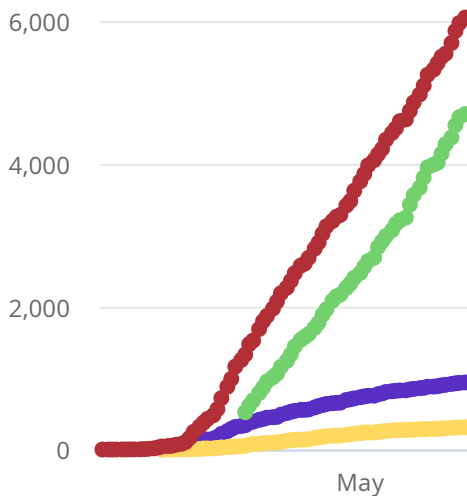
↑ 11,10...

3.2% DoD*

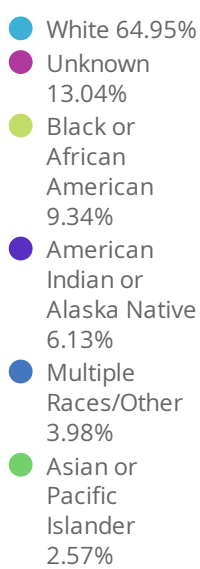
Oklahoma Case Status by ...



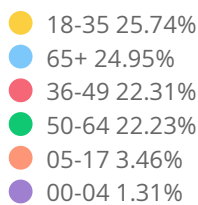
Oklahoma Cumulative Cas...



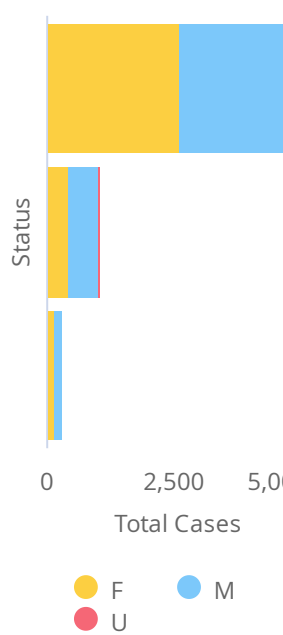
Oklahoma Total ...



Oklahoma Total ...



Oklahoma Total ...



[View Data by County](#)

[View Data for Confirmed Cases](#)

[Symptom Tracker](#)

[View Data by City](#)

[View Data for Deaths](#)

[Personal Protective and Hospital Equipment](#)

[View Data Downloads](#)

[View Data by Zip](#)

[View Data for Recoveries](#)

[OSDH District Breakout](#)

DoD* indicate the delta (↑ ↓) or rate of change (%) over the past 24 hours only.

**Data shown are preliminary and subject to change as additional information is obtained.

Race/Ethnicity containing missing data is bucketed into the unknown category.

*Recovered: currently not hospitalized or deceased and 14 days after onset/report. Recoveries calculated beginning on 4/6/2020.

***Other: Contains Missing, Unknown, Small Cities, Towns or Zip Codes (<100 population)

Trend Line*** is a 7 day rolling average of the number of the confirmed cases by date of symptom