

OK Summary

Cases Updated ...
2020-05-25
Source: OK Gov...

OK Cases

6,090

↑ 53 DoD*

0.9% DoD*

OK Deaths

313

↑ 2 DoD*

0.6% DoD*

OK Recovered

4,714

↑ 26 DoD*

0.6% DoD*

US Summary

Cases Updated ...
2020-05-24
Source: Johns H...

US Cases

1,643,2...

↑ 20,63...

1.3% DoD*

US Deaths

97,720

↑ 633 DoD*

0.7% DoD*

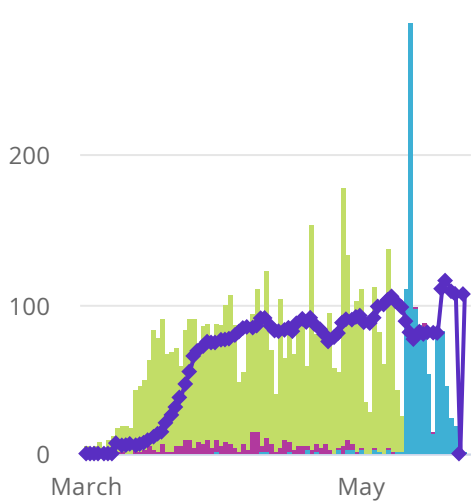
US Recovered

366,736

↑ 5,497 D...

1.5% DoD*

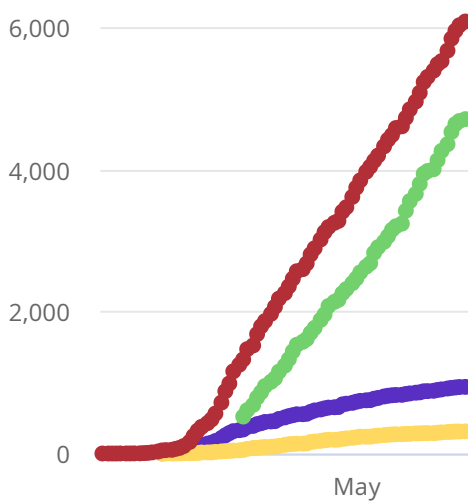
Oklahoma Case Status by ...



Date of Onset is the Date Symptoms are First Reported

- Active
- Deceased
- Recovered*
- Trend Line***

Oklahoma Cumulative Cas...



Running total of the number of cases reported to-date

- Cases
- Deaths
- Recovered*
- Ever Hospitalized

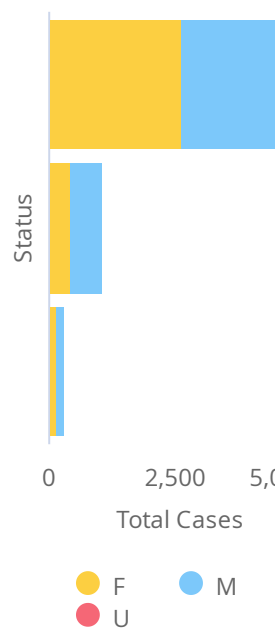
Oklahoma Total ...

- White 64.88%
- Unknown 13.09%
- Black or African American 9.36%
- American Indian or Alaska Native 6.08%
- Multiple Races/Other 3.97%
- Asian or Pacific Islander 2.63%

Oklahoma Total ...

- 18-35 25.85%
- 65+ 24.91%
- 36-49 22.28%
- 50-64 22.18%
- 05-17 3.48%
- 00-04 1.30%

Oklahoma Total ...



[View Data by County](#)

[View Data for Confirmed Cases](#)

[Symptom Tracker](#)

[View Data by City](#)

[View Data for Deaths](#)

[Personal Protective and Hospital Equipment](#)

[View Data Downloads](#)

[View Data by Zip](#)

[View Data for Recoveries](#)

[OSDH District Breakout](#)

DoD* indicate the delta (↑ ↓) or rate of change (%) over the past 24 hours only.

**Data shown are preliminary and subject to change as additional information is obtained.

Race/Ethnicity containing missing data is bucketed into the unknown category.

*Recovered: currently not hospitalized or deceased and 14 days after onset/report. Recoveries calculated beginning on 4/6/2020.

***Other: Contains Missing, Unknown, Small Cities, Towns or Zip Codes (<100 population)

Trend Line*** is a 7 day rolling average of the number of the confirmed cases by date of symptom