

**OK Summary**

Cases Updated ...  
2020-05-26  
Source: OK Gov...

**OK Cases**

6,137

↑ 47 DoD\*

0.8% DoD\*

**OK Deaths**

318

↑ 5 DoD\*

1.6% DoD\*

**OK Recovered**

4,823

↑ 109 DoD\*

2.3% DoD\*

**US Summary**

Cases Updated ...  
2020-05-25  
Source: Johns H...

**US Cases**

1,662,3...

↑ 19,05...

1.2% DoD\*

**US Deaths**

98,220

↑ 500 DoD\*

0.5% DoD\*

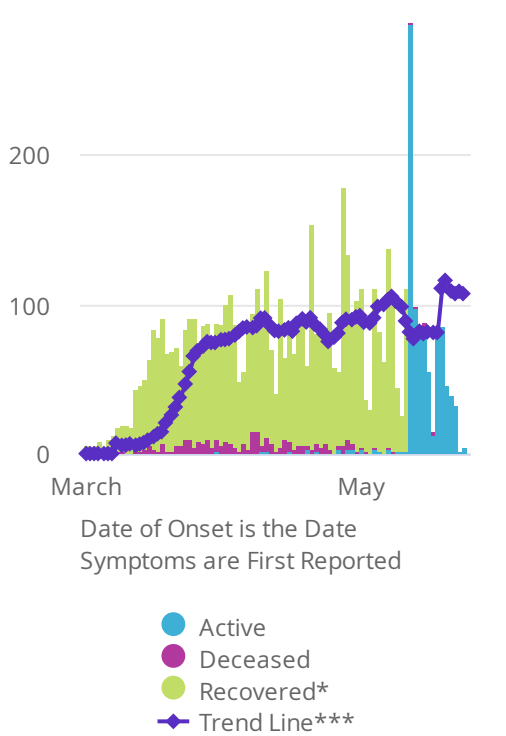
**US Recovered**

379,157

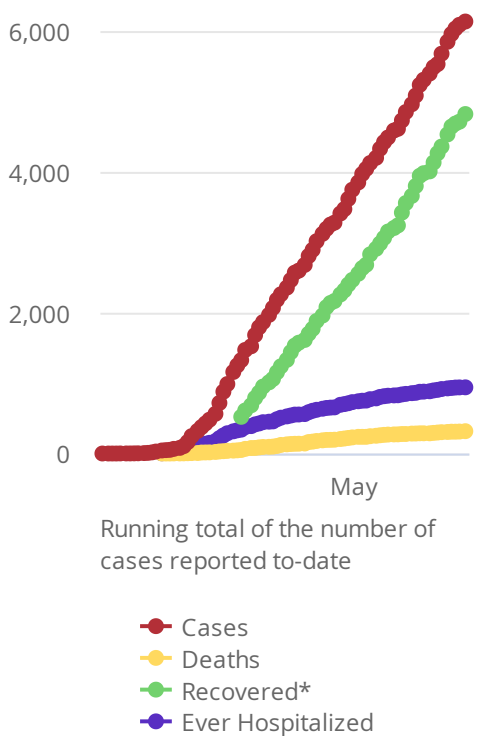
↑ 12,42...

3.4% DoD\*


Oklahoma Case Status by ...



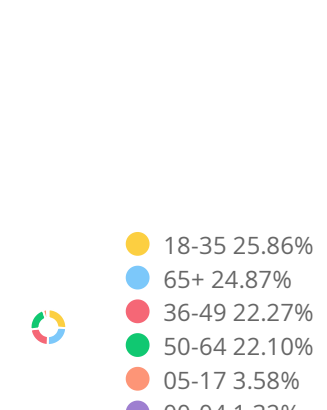
Oklahoma Cumulative Cas...



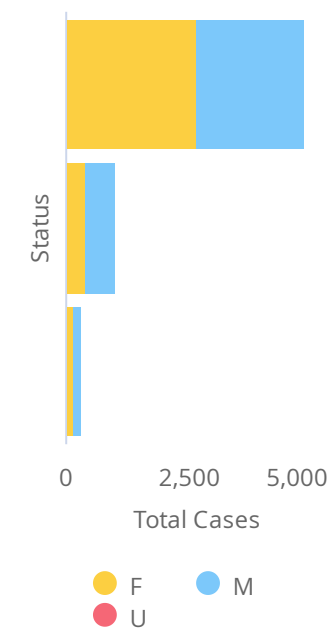
Oklahoma Total ...



Oklahoma Total ...



Oklahoma Total ...



[View Data by County](#)

[View Data for Confirmed Cases](#)

[Symptom Tracker](#)

[View Data by City](#)

[View Data for Deaths](#)

[Personal Protective and Hospital Equipment](#)

[View Data Downloads](#)

[View Data by Zip](#)

[View Data for Recoveries](#)

[OSDH District Breakout](#)

DoD\* indicate the delta (↑ ↓) or rate of change (%) over the past 24 hours only.

\*\*Data shown are preliminary and subject to change as additional information is obtained.

Race/Ethnicity containing missing data is bucketed into the unknown category.

\*Recovered: currently not hospitalized or deceased and 14 days after onset/report. Recoveries calculated beginning on 4/6/2020.

\*\*\*Other: Contains Missing, Unknown, Small Cities, Towns or Zip Codes (<100 population)

Trend Line\*\*\* is a 7 day rolling average of the number of the confirmed cases by date of symptom