

OK Summary

Cases Updated ...
2020-05-27
Source: OK Gov...

OK Cases

6,229

↑ 92 DoD*

1.5% DoD*

OK Deaths

322

↑ 4 DoD*

1.3% DoD*

OK Recovered

5,135

↑ 312 DoD*

6.5% DoD*

US Summary

Cases Updated ...
2020-05-26
Source: Johns H...

US Cases

1,680,9...

↑ 18,61...

1.1% DoD*

US Deaths

98,913

↑ 693 DoD*

0.7% DoD*

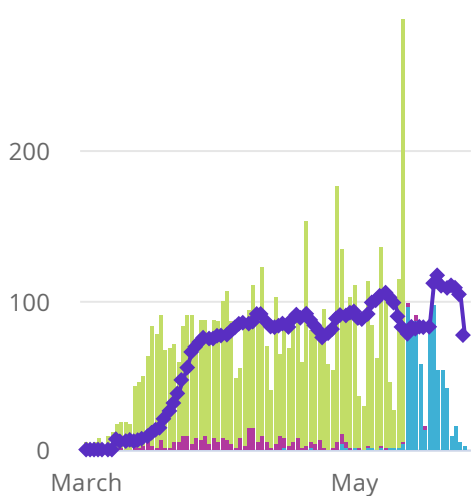
US Recovered

384,902

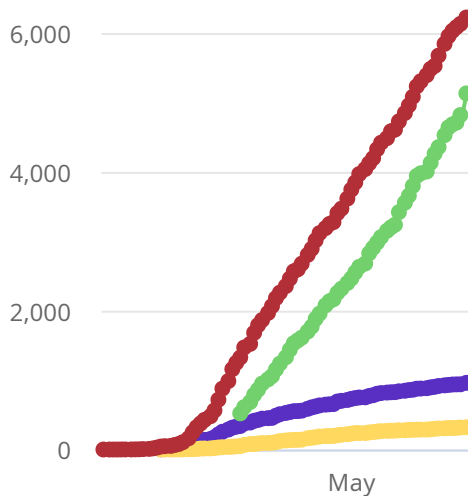
↑ 5,745 D...

1.5% DoD*


Oklahoma Case Status by ...



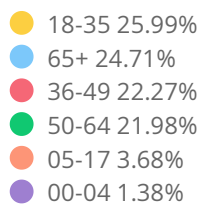
Oklahoma Cumulative Cas...



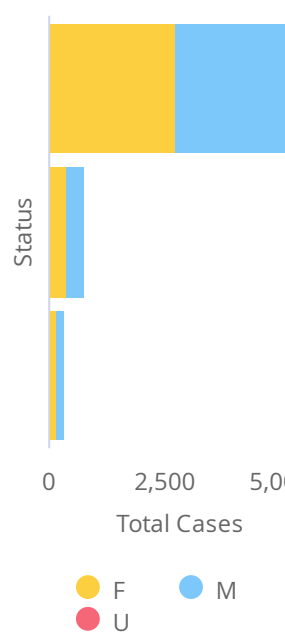
Oklahoma Total ...



Oklahoma Total ...



Oklahoma Total ...



[View Data by County](#)

[View Data for Confirmed Cases](#)

[Symptom Tracker](#)

[View Data by City](#)

[View Data for Deaths](#)

[Personal Protective and Hospital Equipment](#)

[View Data Downloads](#)

[View Data by Zip](#)

[View Data for Recoveries](#)

[OSDH District Breakout](#)

DoD* indicate the delta (↑ ↓) or rate of change (%) over the past 24 hours only.

**Data shown are preliminary and subject to change as additional information is obtained.

Race/Ethnicity containing missing data is bucketed into the unknown category.

*Recovered: currently not hospitalized or deceased and 14 days after onset/report. Recoveries calculated beginning on 4/6/2020.

***Other: Contains Missing, Unknown, Small Cities, Towns or Zip Codes (<100 population)

Trend Line*** is a 7 day rolling average of the number of the confirmed cases by date of symptom