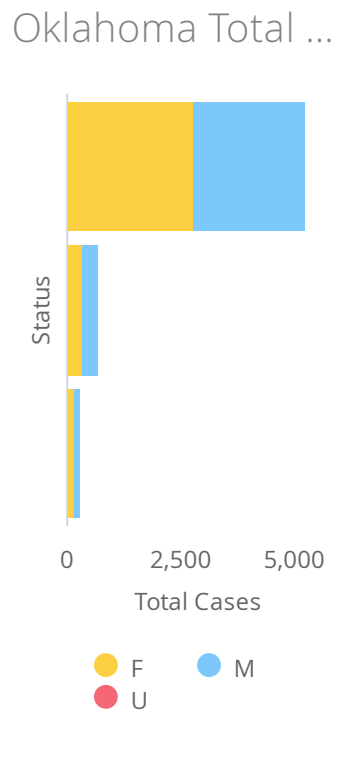
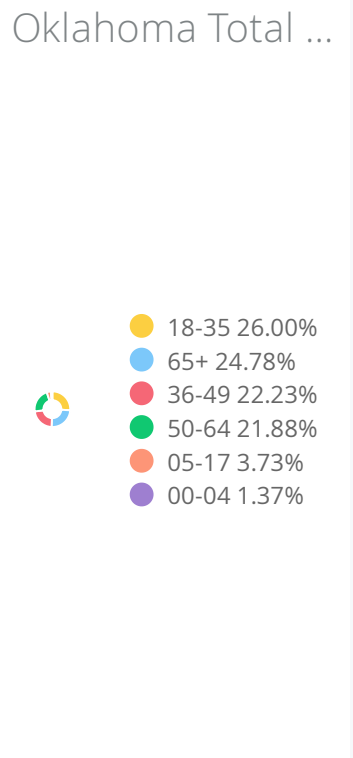
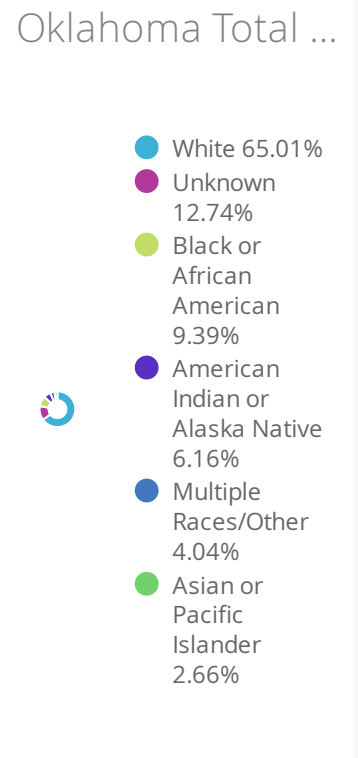
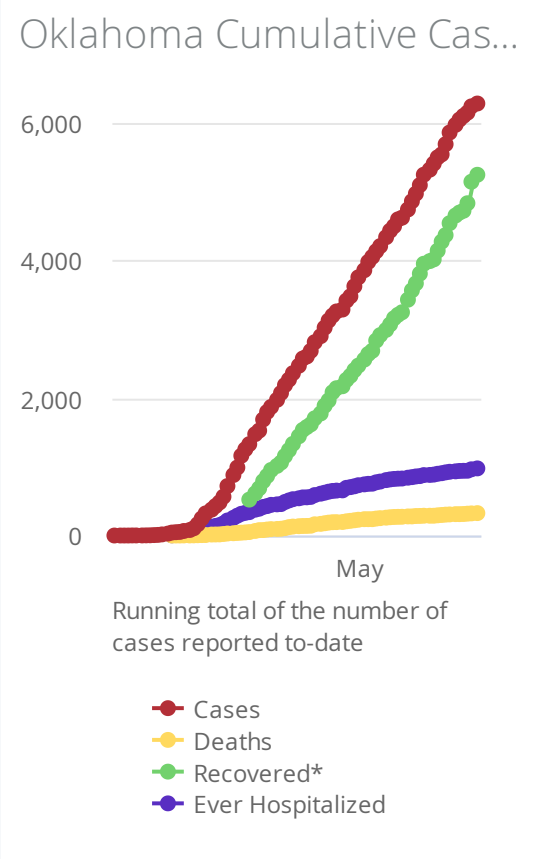
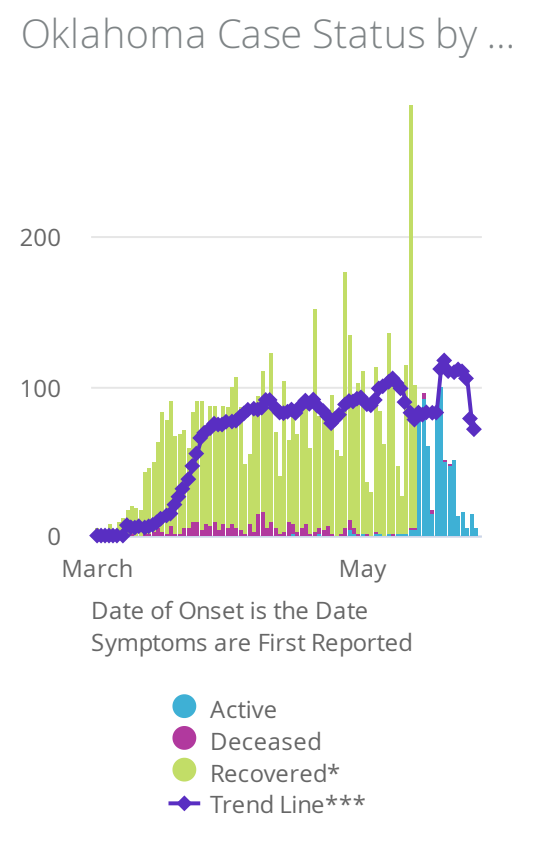


OK Summary	OK Cases	OK Deaths	OK Recovered
Cases Updated ... 2020-05-28 Source: OK Gov...	6,270 ↑ 41 DoD* 0.7% DoD*	326 ↑ 4 DoD* 1.2% DoD*	5,236 ↑ 101 DoD* 2% DoD*

US Summary	US Cases	US Deaths	US Recovered
Cases Updated ... 2020-05-27 Source: Johns H...	1,699,1... ↑ 18,26... 1.1% DoD*	100,418 ↑ 1,505 D... 1.5% DoD*	391,508 ↑ 6,606 D... 1.7% DoD*



- [View Data by County](#)
- [View Data for Confirmed Cases](#)
- [Symptom Tracker](#)
- [View Data by City](#)
- [View Data for Deaths](#)
- [Personal Protective and Hospital Equipment](#)
- [View Data Downloads](#)
- [View Data by Zip](#)
- [View Data for Recoveries](#)
- [OSDH District Breakout](#)

DoD* indicate the delta (↑ ↓) or rate of change (%) over the past 24 hours only.

**Data shown are preliminary and subject to change as additional information is obtained.

Race/Ethnicity containing missing data is bucketed into the unknown category.

*Recovered: currently not hospitalized or deceased and 14 days after onset/report. Recoveries calculated beginning on 4/6/2020.

***Other: Contains Missing, Unknown, Small Cities, Towns or Zip Codes (<100 population)

Trend Line*** is a 7 day rolling average of the number of the confirmed cases by date of symptom