

OK Summary

Cases Updated ...
2020-05-29
Source: OK Gov...

OK Cases

6,338

↑ 68 DoD*

1.1% DoD*

OK Deaths

329

↑ 3 DoD*

0.9% DoD*

OK Recovered

5,340

↑ 104 DoD*

2% DoD*

US Summary

Cases Updated ...
2020-05-28
Source: Johns H...

US Cases

1,721,7...

↑ 22,57...

1.3% DoD*

US Deaths

101,616

↑ 1,198 D...

1.2% DoD*

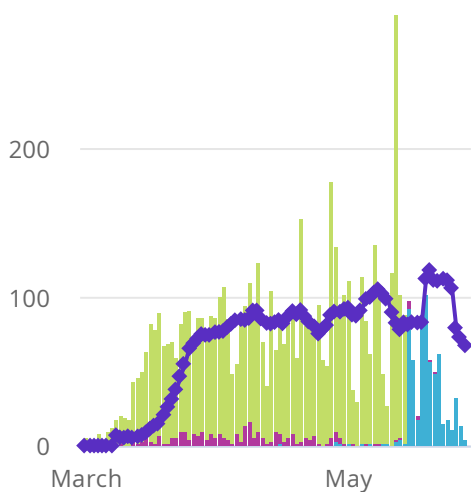
US Recovered

399,991

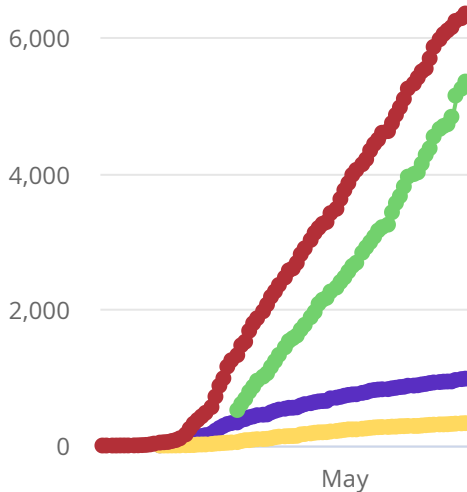
↑ 8,483 D...

2.2% DoD*

Oklahoma Case Status by ...



Oklahoma Cumulative Cas...




Oklahoma Total ...

- White 64.97%
- Unknown 12.65%
- Black or African American 9.47%
- American Indian or Alaska Native 6.23%
- Multiple Races/Other 4.04%
- Asian or Pacific Islander 2.63%

Oklahoma Total ...

- 18-35 26.03%
- 65+ 24.69%
- 36-49 22.28%
- 50-64 21.84%
- 05-17 3.77%
- 00-04 1.39%

Oklahoma Total ...



[View Data by County](#)

[View Data for Confirmed Cases](#)

[Symptom Tracker](#)

[ODOT Mobility Trends](#)

[View Data by City](#)

[View Data for Deaths](#)

[Personal Protective and Hospital Equipment](#)

[View Data Downloads](#)

[View Data by Zip](#)

[View Data for Recoveries](#)

[OSDH District Breakout](#)

DoD* indicate the delta (↑ ↓) or rate of change (%) over the past 24 hours only.

**Data shown are preliminary and subject to change as additional information is obtained.

Race/Ethnicity containing missing data is bucketed into the unknown category.

*Recovered: currently not hospitalized or deceased and 14 days after onset/report. Recoveries calculated beginning on 4/6/2020.

***Other: Contains Missing, Unknown, Small Cities, Towns or Zip Codes (<100 population)

Trend Line*** is a 7 day rolling average of the number of the confirmed cases by date of symptom