

**OK Summary**

Cases Updated ...  
2020-05-30  
Source: OK Gov...

**OK Cases**

6,418

↑ 80 DoD\*

1.3% DoD\*

**OK Deaths**

334

↑ 5 DoD\*

1.5% DoD\*

**OK Recovered**

5,435

↑ 95 DoD\*

1.8% DoD\*

**US Summary**

Cases Updated ...  
2020-05-29  
Source: Johns H...

**US Cases**

1,746,0...

↑ 24,26...

1.4% DoD\*

**US Deaths**

102,809

↑ 1,193 D...

1.2% DoD\*

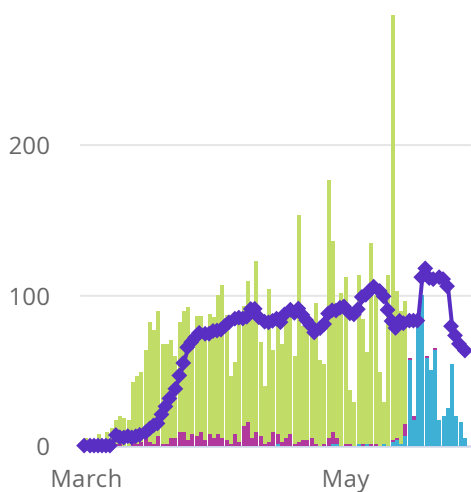
**US Recovered**

406,446

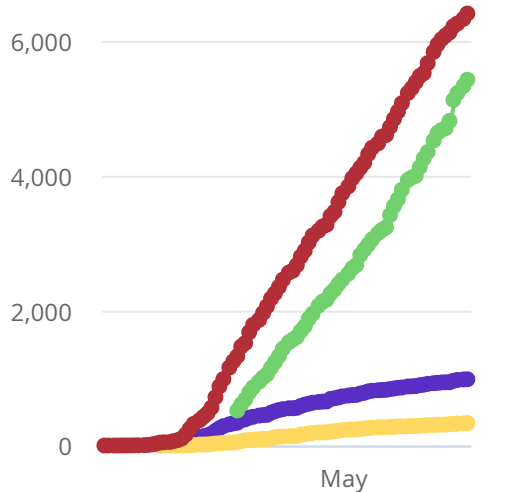
↑ 6,455 D...

1.6% DoD\*

Oklahoma Case Status by ...



Oklahoma Cumulative Cas...




Oklahoma Total ...

- White 64.96%
- Unknown 12.54%
- Black or African American 9.58%
- American Indian or Alaska Native 6.23%
- Multiple Races/Other 4.08%
- Asian or Pacific Islander 2.60%

Oklahoma Total ...

- 18-35 26.08%
- 65+ 24.65%
- 36-49 22.27%
- 50-64 21.81%
- 05-17 3.82%
- 00-04 1.37%

Oklahoma Total ...



[View Data by County](#)

[View Data by City](#)

[View Data by Zip](#)

[View Data for Confirmed Cases](#)

[View Data for Deaths](#)

[View Data for Recoveries](#)

[Symptom Tracker](#)

[Personal Protective and Hospital Equipment](#)

[OSDH District Breakout](#)

[View Data Downloads](#)

DoD\* indicate the delta (↑ ↓) or rate of change (%) over the past 24 hours only.

\*\*Data shown are preliminary and subject to change as additional information is obtained.

Race/Ethnicity containing missing data is bucketed into the unknown category.

\*Recovered: currently not hospitalized or deceased and 14 days after onset/report. Recoveries calculated beginning on 4/6/2020.

\*\*\*Other: Contains Missing, Unknown, Small Cities, Towns or Zip Codes (<100 population)

Trend Line\*\*\* is a 7 day rolling average of the number of the confirmed cases by date of symptom