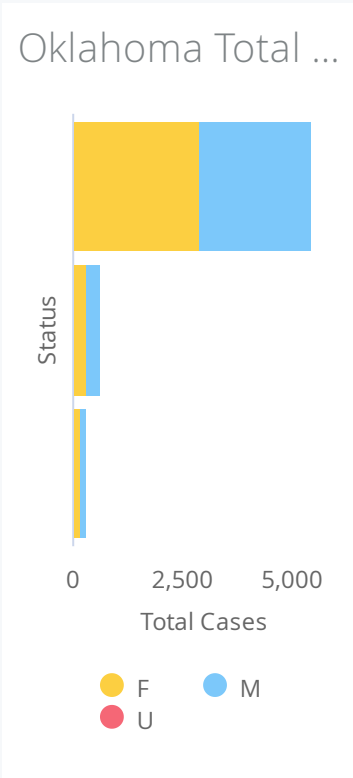
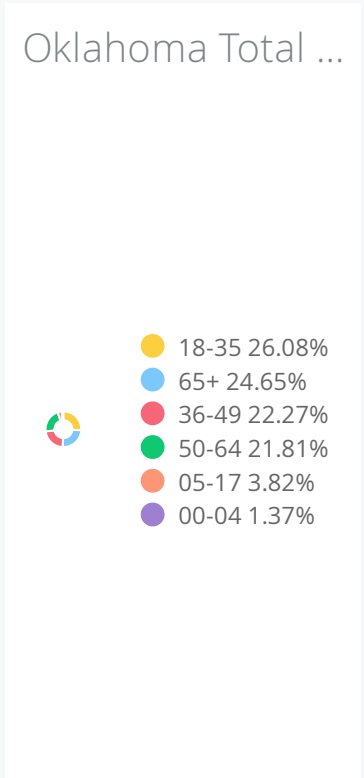
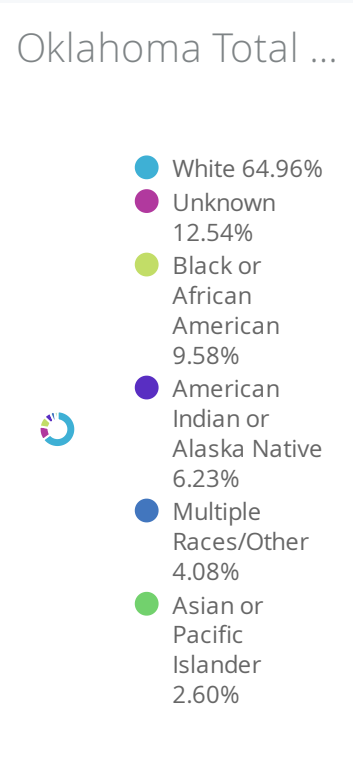
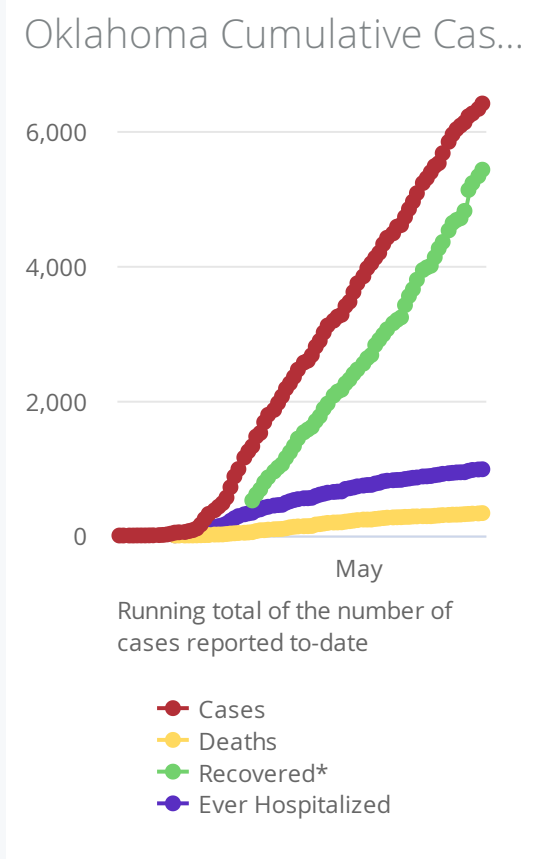
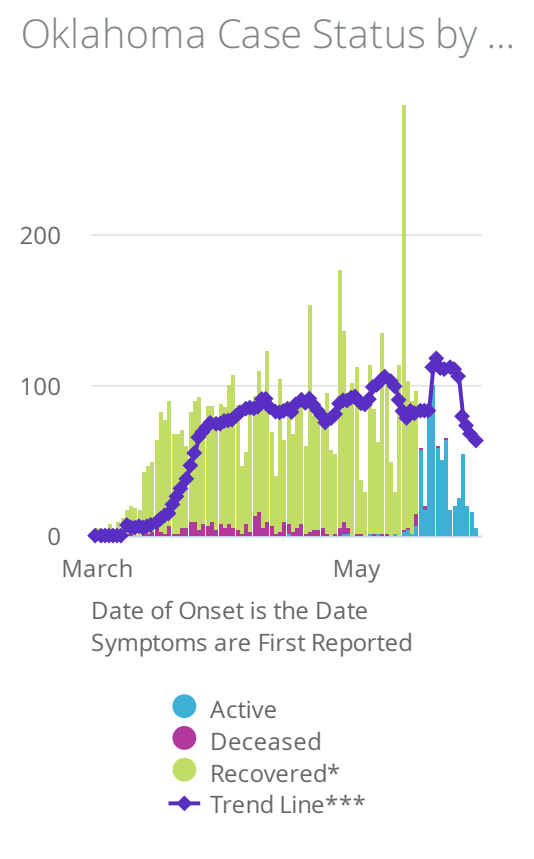


OK Summary	OK Cases	OK Deaths	OK Recovered
Cases Updated ... 2020-05-30 Source: OK Gov...	6,418 ↑ 80 DoD* 1.3% DoD*	334 ↑ 5 DoD* 1.5% DoD*	5,435 ↑ 95 DoD* 1.8% DoD*

US Summary	US Cases	US Deaths	US Recovered
Cases Updated ... 2020-05-30 Source: Johns H...	1,770,1... ↑ 24,14... 1.4% DoD*	103,776 ↑ 967 DoD* 0.9% DoD*	416,461 ↑ 10,01... 2.5% DoD*



- [View Data by County](#)
- [View Data for Confirmed Cases](#)
- [Symptom Tracker](#)
- [View Data for Deaths](#)
- [Personal Protective and Hospital Equipment](#)
- [View Data Downloads](#)
- [View Data for Recoveries](#)
- [OSDH District Breakout](#)

DoD\* indicate the delta (↑ ↓) or rate of change (%) over the past 24 hours only.

\*\*Data shown are preliminary and subject to change as additional information is obtained.

Race/Ethnicity containing missing data is bucketed into the unknown category.

\*Recovered: currently not hospitalized or deceased and 14 days after onset/report. Recoveries calculated beginning on 4/6/2020.

Other\*: Counties with < 20,000 population

Trend Line\*\*\* is a 7 day rolling average of the number of the confirmed cases by date of symptom