

OK Summary

Cases Updated ...
2020-05-31
Source: OK Gov...

OK Cases

6,506

↑ 88 DoD*

1.4% DoD*

OK Deaths

334

--0 DoD*

0% DoD*

OK Recovered

5,492

↑ 57 DoD*

1% DoD*

US Summary

Cases Updated ...
2020-05-31
Source: Johns H...

US Cases

1,790,1...

↑ 20,00...

1.1% DoD*

US Deaths

104,381

↑ 605 DoD*

0.6% DoD*

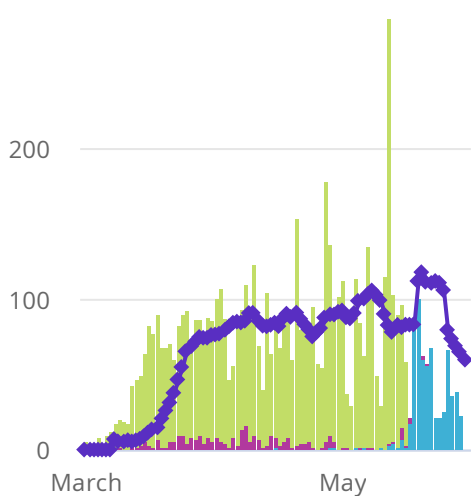
US Recovered

444,758

↑ 28,29...

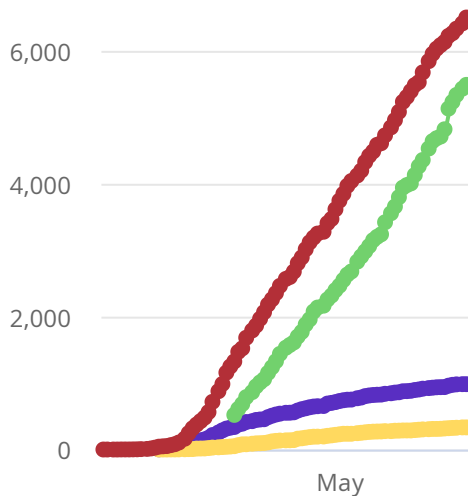
6.8% DoD*

Oklahoma Case Status by ...



- Active
- Deceased
- Recovered*
- Trend Line***

Oklahoma Cumulative Cas...



- Cases
- Deaths
- Recovered*
- Ever Hospitalized


Oklahoma Total ...

- White 64.71%
- Unknown 12.87%
- Black or African American 9.51%
- American Indian or Alaska Native 6.23%
- Multiple Races/Other 4.04%
- Asian or Pacific Islander 2.64%

Oklahoma Total ...

- 18-35 26.31%
- 65+ 24.52%
- 36-49 22.24%
- 50-64 21.69%
- 05-17 3.86%
- 00-04 1.38%

Oklahoma Total ...



[View Data by County](#)

[View Data for Confirmed Cases](#)

[Symptom Tracker](#)

[View Data for Deaths](#)

[Personal Protective and Hospital Equipment](#)

[View Data Downloads](#)

[View Data for Recoveries](#)

[OSDH District Breakout](#)

DoD* indicate the delta (↑ ↓) or rate of change (%) over the past 24 hours only.

**Data shown are preliminary and subject to change as additional information is obtained.

Race/Ethnicity containing missing data is bucketed into the unknown category.

*Recovered: currently not hospitalized or deceased and 14 days after onset/report. Recoveries calculated beginning on 4/6/2020.

Other*: Counties with < 20,000 population

Trend Line*** is a 7 day rolling average of the number of the confirmed cases by date of symptom