

OK Summary

Cases Updated ...
2020-06-01
Source: OK Gov...

OK Cases

6,573

↑ 67 DoD*

1% DoD*

OK Deaths

334

--0 DoD*

0% DoD*

OK Recovered

5,511

↑ 19 DoD*

0.3% DoD*

US Summary

Cases Updated ...
2020-05-31
Source: Johns H...

US Cases

1,790,1...

↑ 20,00...

1.1% DoD*

US Deaths

104,381

↑ 605 DoD*

0.6% DoD*

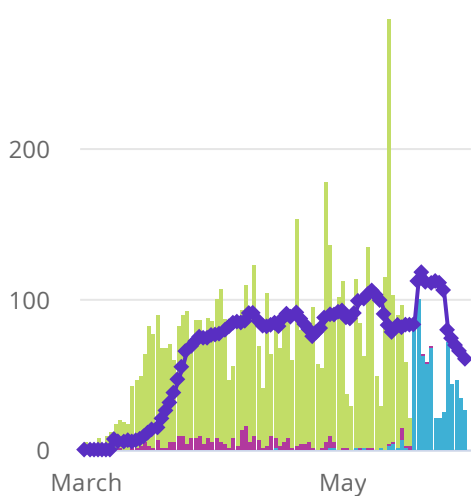
US Recovered

444,758

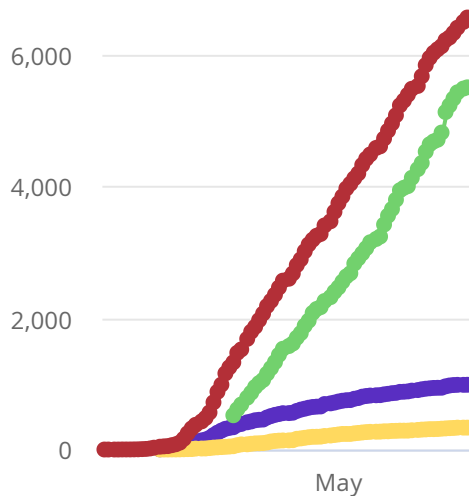
↑ 28,29...

6.8% DoD*

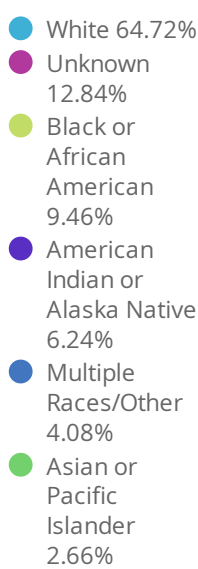
Oklahoma Case Status by ...



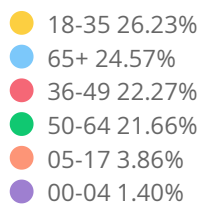
Oklahoma Cumulative Cas...



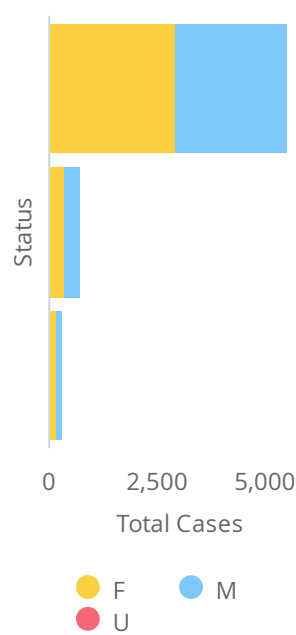
Oklahoma Total ...



Oklahoma Total ...



Oklahoma Total ...



[View Data by County](#)

[View Data for Confirmed Cases](#)

[Symptom Tracker](#)

[View Data for Deaths](#)

[Personal Protective and Hospital Equipment](#)

[View Data Downloads](#)

[View Data for Recoveries](#)

[OSDH District Breakout](#)

DoD* indicate the delta (↑ ↓) or rate of change (%) over the past 24 hours only.

**Data shown are preliminary and subject to change as additional information is obtained.

Race/Ethnicity containing missing data is bucketed into the unknown category.

*Recovered: currently not hospitalized or deceased and 14 days after onset/report. Recoveries calculated beginning on 4/6/2020.

Other*: Counties with < 20,000 population

Trend Line*** is a 7 day rolling average of the number of the confirmed cases by date of symptom