

OK Summary

Cases Updated ...
2020-06-02
Source: OK Gov...

OK Cases

6,692

↑ 119 DoD*

1.8% DoD*

OK Deaths

339

↑ 5 DoD*

1.5% DoD*

OK Recovered

5,599

↑ 88 DoD*

1.6% DoD*

US Summary

Cases Updated ...
2020-06-01
Source: Johns H...

US Cases

1,811,3...

↑ 21,18...

1.2% DoD*

US Deaths

105,165

↑ 784 DoD*

0.8% DoD*

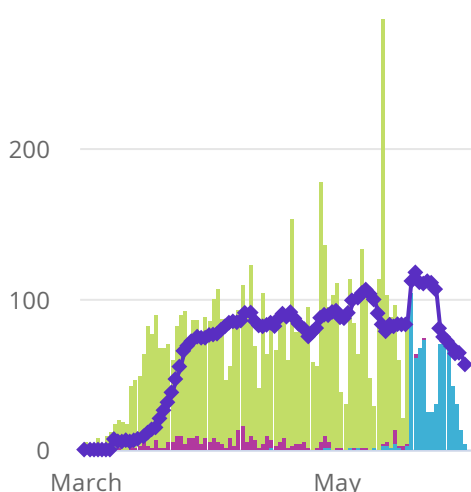
US Recovered

458,231

↑ 13,47...

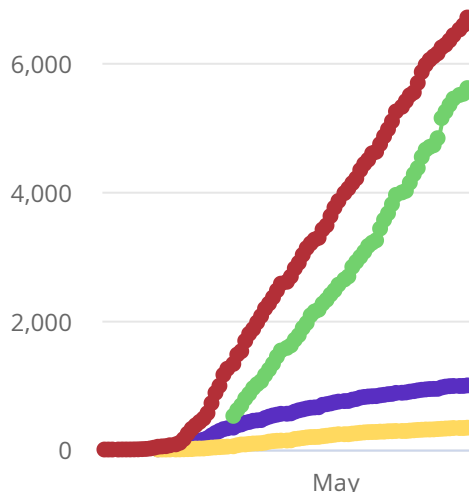
3% DoD*

Oklahoma Case Status by ...



- Active
- Deceased
- Recovered*
- Trend Line***

Oklahoma Cumulative Cas...



- Cases
- Deaths
- Recovered*
- Ever Hospitalized

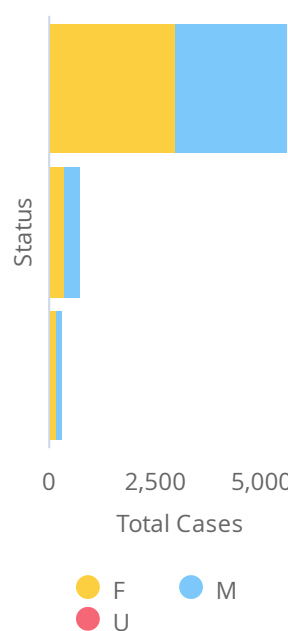
Oklahoma Total ...

- White 65.00%
- Unknown 12.61%
- Black or African American 9.35%
- American Indian or Alaska Native 6.26%
- Multiple Races/Other 4.03%
- Asian or Pacific Islander 2.73%

Oklahoma Total ...

- 18-35 26.39%
- 65+ 24.45%
- 36-49 22.27%
- 50-64 21.62%
- 05-17 3.87%
- 00-04 1.39%
- UNK 0.01%

Oklahoma Total ...



[View Data by County](#)

[View Data for Confirmed Cases](#)

[Symptom Tracker](#)

[View Data for Deaths](#)

[Personal Protective and Hospital Equipment](#)

[View Data Downloads](#)

[View Data for Recoveries](#)

[OSDH District Breakout](#)

DoD* indicate the delta (↑ ↓) or rate of change (%) over the past 24 hours only.

**Data shown are preliminary and subject to change as additional information is obtained.

Race/Ethnicity containing missing data is bucketed into the unknown category.

*Recovered: currently not hospitalized or deceased and 14 days after onset/report. Recoveries calculated beginning on 4/6/2020.

Other*: Counties with < 20,000 population

Trend Line*** is a 7 day rolling average of the number of the confirmed cases by date of symptom