

**OK Summary**

Cases Updated ...  
2020-06-02  
Source: OK Gov...

**OK Cases**

6,692

↑ 119 DoD\*

1.8% DoD\*

**OK Deaths**

339

↑ 5 DoD\*

1.5% DoD\*

**OK Recovered**

5,599

↑ 88 DoD\*

1.6% DoD\*

**US Summary**

Cases Updated ...  
2020-06-01  
Source: Johns H...

**US Cases**

1,811,3...

↑ 21,18...

1.2% DoD\*

**US Deaths**

105,165

↑ 784 DoD\*

0.8% DoD\*

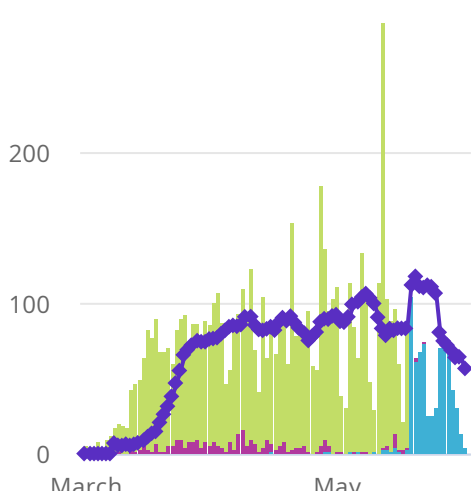
**US Recovered**

458,231

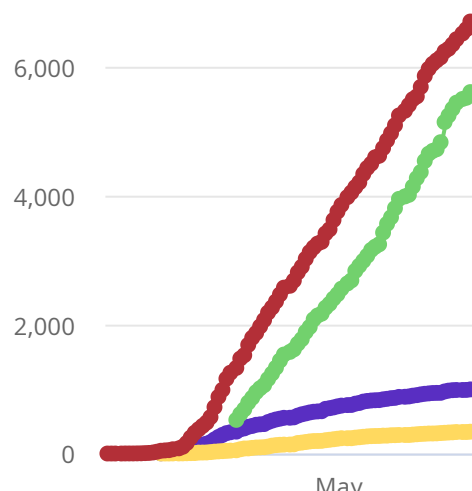
↑ 13,47...

3% DoD\*

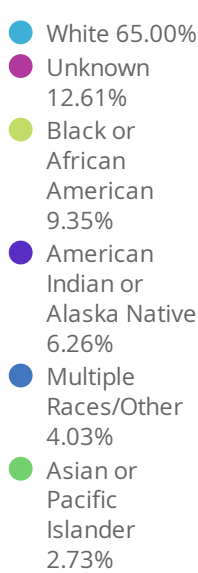
Oklahoma Case Status by ...



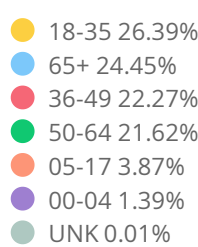
Oklahoma Cumulative Cas...



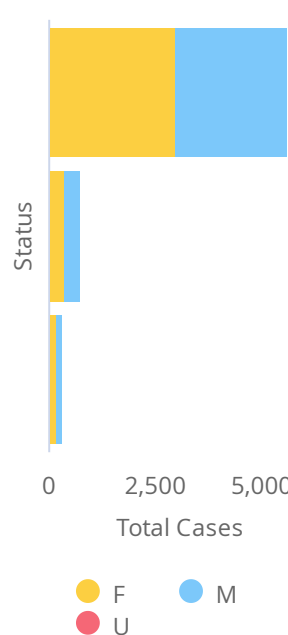
Oklahoma Total ...



Oklahoma Total ...



Oklahoma Total ...



[View Data by County](#)

[View Data for Confirmed Cases](#)

[Symptom Tracker](#)

[View Data for Deaths](#)

[Personal Protective and Hospital Equipment](#)

[View Data Downloads](#)

[View Data for Recoveries](#)

[OSDH District Breakout](#)

DoD\* indicate the delta (↑ ↓) or rate of change (%) over the past 24 hours only.

\*\*Data shown are preliminary and subject to change as additional information is obtained.

Race/Ethnicity containing missing data is bucketed into the unknown category.

\*Recovered: currently not hospitalized or deceased and 14 days after onset/report. Recoveries calculated beginning on 4/6/2020.

Other\*: Counties with < 20,000 population

Trend Line\*\*\* is a 7 day rolling average of the number of the confirmed cases by date of symptom