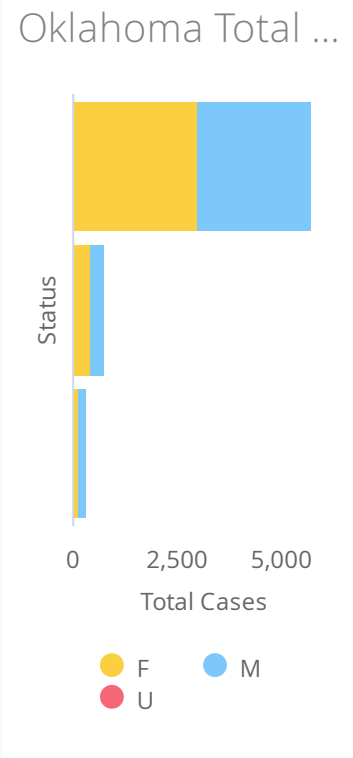
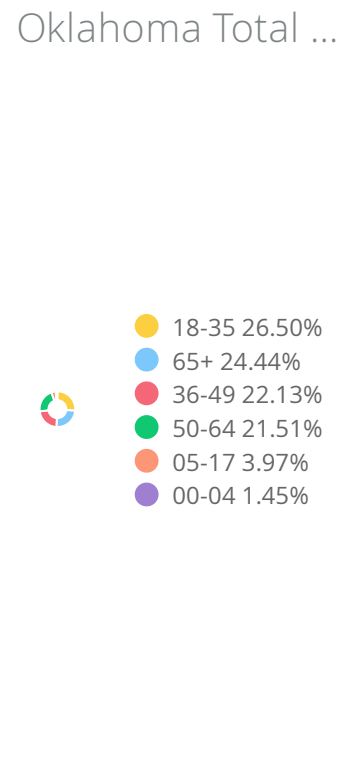
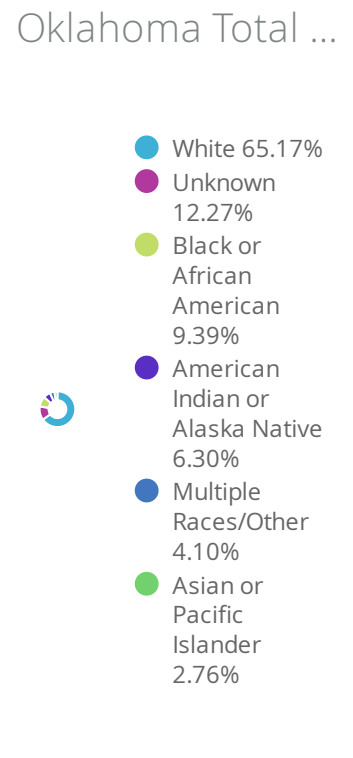
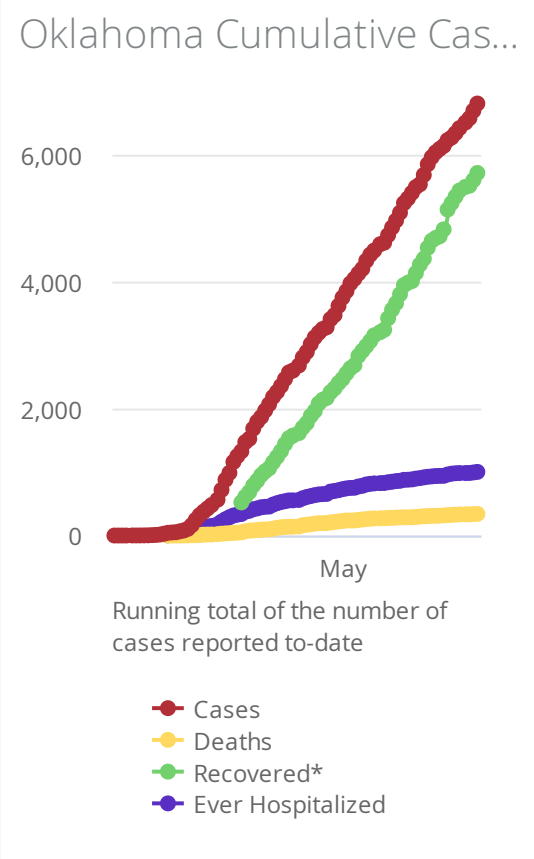
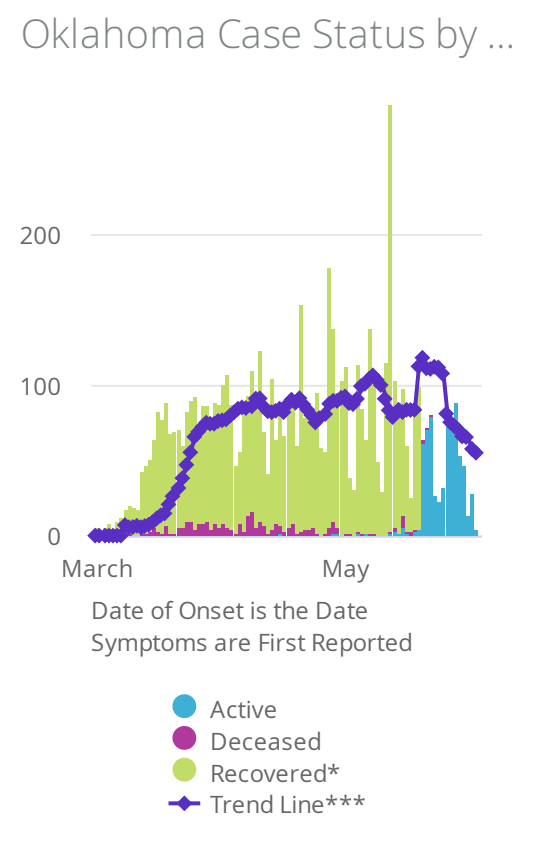


OK Summary	OK Cases	OK Deaths	OK Recovered
Cases Updated ... 2020-06-03 Source: OK Gov...	6,805 ↑ 113 DoD* 1.7% DoD*	341 ↑ 2 DoD* 0.6% DoD*	5,711 ↑ 112 DoD* 2% DoD*

US Summary	US Cases	US Deaths	US Recovered
Cases Updated ... 2020-06-02 Source: Johns H...	1,831,8... ↑ 20,80... 1.1% DoD*	106,180 ↑ 1,031 D... 1% DoD*	463,868 ↑ 5,637 D... 1.2% DoD*



- [View Data by County](#)
- [View Data for Confirmed Cases](#)
- [Symptom Tracker](#)
- [View Data for Deaths](#)
- [Personal Protective and Hospital Equipment](#)
- [View Data Downloads](#)
- [View Data for Recoveries](#)
- [OSDH District Breakout](#)

DoD\* indicate the delta (↑ ↓) or rate of change (%) over the past 24 hours only.

\*\*Data shown are preliminary and subject to change as additional information is obtained.

Race/Ethnicity containing missing data is bucketed into the unknown category.

\*Recovered: currently not hospitalized or deceased and 14 days after onset/report. Recoveries calculated beginning on 4/6/2020.

Trend Line\*\*\* is a 7 day rolling average of the number of the confirmed cases by date of symptom onset or positive result for asymptomatic cases.

A 7 day lag has been applied to the trend line based on information collected to-date for the week