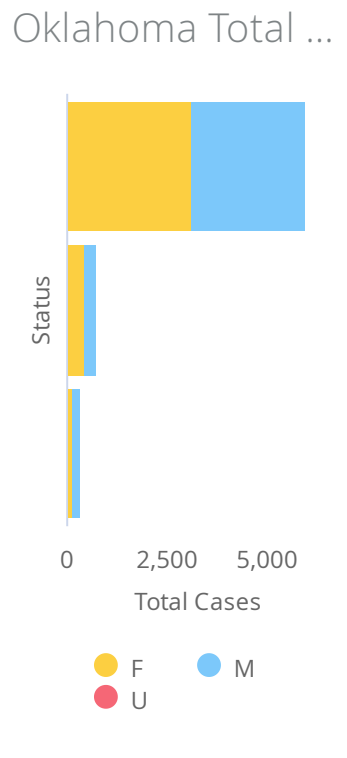
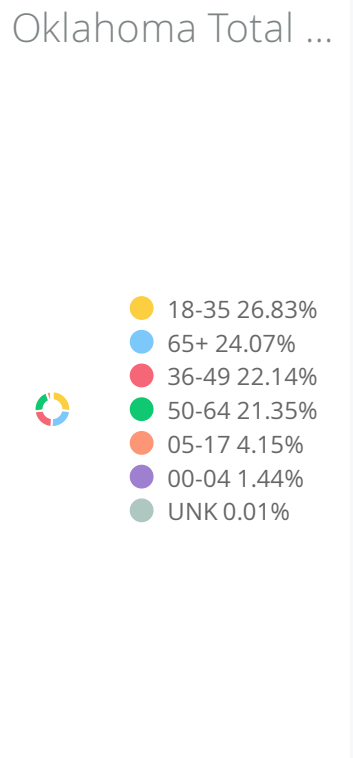
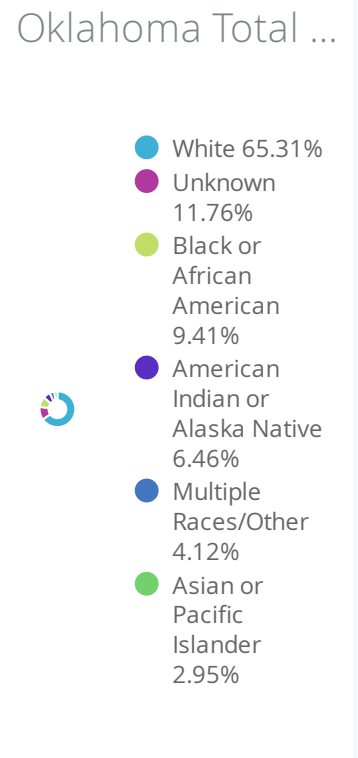
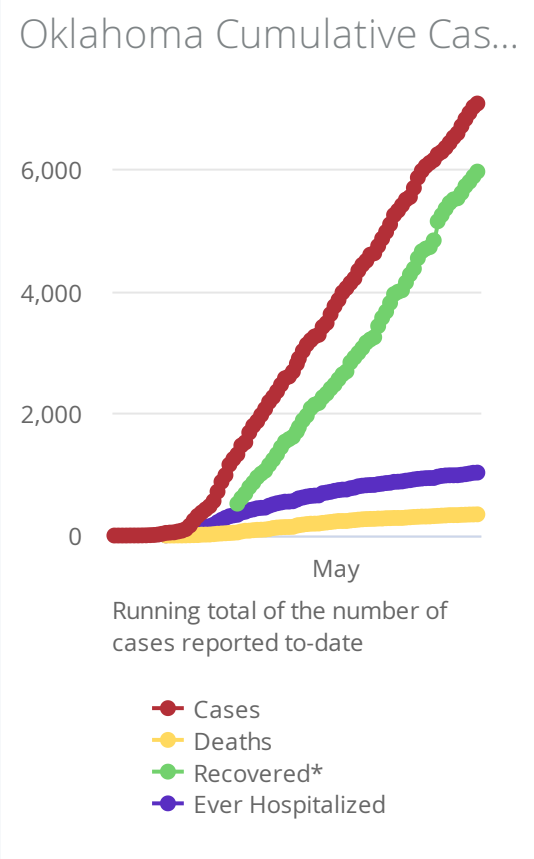
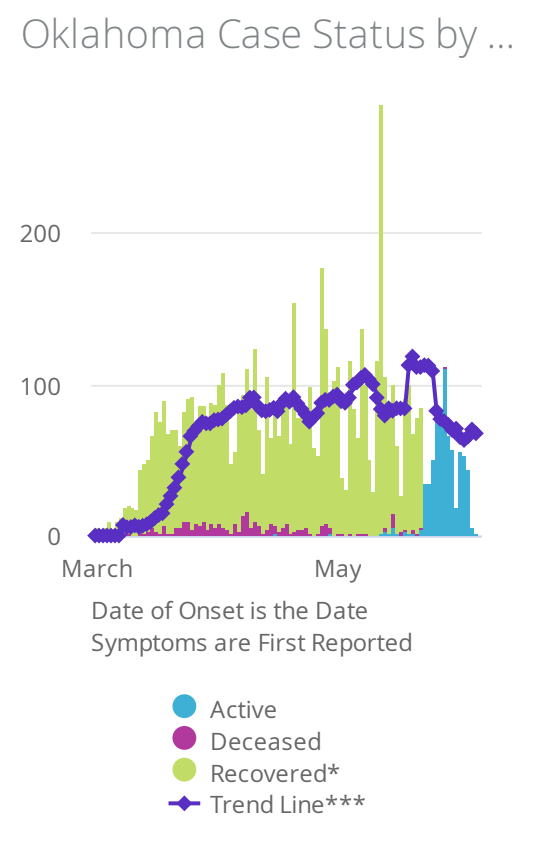


OK Summary	OK Cases	OK Deaths	OK Recovered
Cases Updated ... 2020-06-06 Source: OK Gov...	7,059 ↑ 56 DoD* 0.8% DoD*	347 ↑ 2 DoD* 0.6% DoD*	5,947 ↑ 80 DoD* 1.4% DoD*

US Summary	US Cases	US Deaths	US Recovered
Cases Updated ... 2020-06-05 Source: Johns H...	1,897,3... ↑ 24,72... 1.3% DoD*	109,132 ↑ 921 DoD* 0.9% DoD*	491,706 ↑ 6,704 D... 1.4% DoD*



- [View Data by County](#)
- [View Data for Confirmed Cases](#)
- [Symptom Tracker](#)
- [View Data by City](#)
- [View Data for Deaths](#)
- [Personal Protective and Hospital Equipment](#)
- [View Data Downloads](#)
- [View Data by Zip](#)
- [View Data for Recoveries](#)
- [OSDH District Breakout](#)

DoD* indicate the delta (↑ ↓) or rate of change (%) over the past 24 hours only.

**Data shown are preliminary and subject to change as additional information is obtained.

Race/Ethnicity containing missing data is bucketed into the unknown category.

*Recovered: currently not hospitalized or deceased and 14 days after onset/report. Recoveries calculated beginning on 4/6/2020.

Trend Line*** is a 7 day rolling average of the number of the confirmed cases by date of symptom onset or positive result for asymptomatic cases.

A 7 day lag has been applied to the trend line based on information collected to-date for the week