

OK Summary

Cases Updated ...
2020-06-08
Source: OK Gov...

OK Cases

7,205

↑ 55 DoD*

0.8% DoD*

OK Deaths

348

--0 DoD*

0% DoD*

OK Recovered

6,014

↑ 33 DoD*

0.6% DoD*

US Summary

Cases Updated ...
2020-06-07
Source: Johns H...

US Cases

1,942,3...

↑ 22,30...

1.2% DoD*

US Deaths

110,514

↑ 712 DoD*

0.6% DoD*

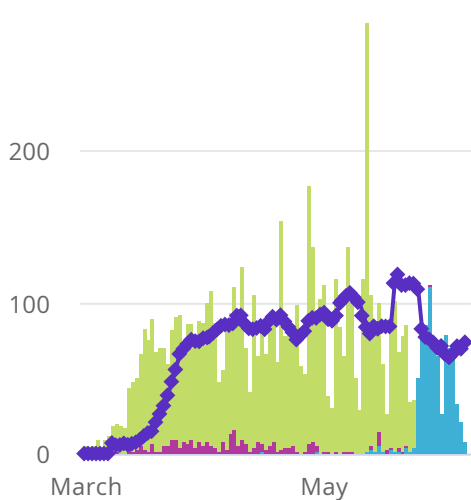
US Recovered

506,367

↑ 5,518 D...

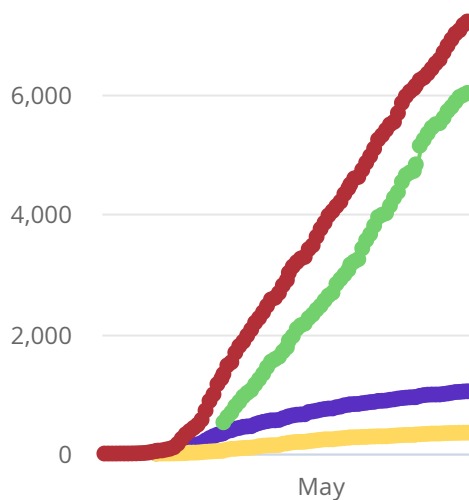
1.1% DoD*

Oklahoma Case Status by ...



- Active
- Deceased
- Recovered*
- Trend Line***

Oklahoma Cumulative Cas...



- Cases
- Deaths
- Recovered*
- Ever Hospitalized

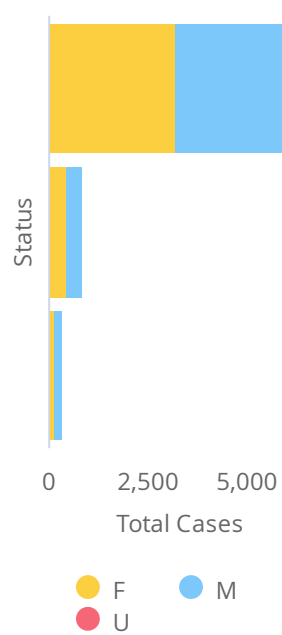
Oklahoma Total ...

- White 64.87%
- Unknown 12.05%
- Black or African American 9.33%
- American Indian or Alaska Native 6.61%
- Multiple Races/Other 4.09%
- Asian or Pacific Islander 3.05%

Oklahoma Total ...

- 18-35 27.02%
- 65+ 23.89%
- 36-49 22.07%
- 50-64 21.32%
- 05-17 4.26%
- 00-04 1.44%

Oklahoma Total ...



[View Data by County](#)

[View Data for Confirmed Cases](#)

[Symptom Tracker](#)

[View Data by City](#)

[View Data for Deaths](#)

[Personal Protective and Hospital Equipment](#)

[View Data Downloads](#)

[View Data by Zip](#)

[View Data for Recoveries](#)

[OSDH District Breakout](#)

DoD* indicate the delta (↑ ↓) or rate of change (%) over the past 24 hours only.

**Data shown are preliminary and subject to change as additional information is obtained.

Race/Ethnicity containing missing data is bucketed into the unknown category.

*Recovered: currently not hospitalized or deceased and 14 days after onset/report. Recoveries calculated beginning on 4/6/2020.

Trend Line*** is a 7 day rolling average of the number of the confirmed cases by date of symptom onset or positive result for asymptomatic cases.

A 7 day lag has been applied to the trend line based on information collected to-date for the week