

**OK Summary**

Cases Updated ...  
2020-06-09  
Source: OK Gov...

**OK Cases**

7,363

↑ 158 DoD\*

2.2% DoD\*

**OK Deaths**

353

↑ 5 DoD\*

1.4% DoD\*

**OK Recovered**

6,073

↑ 59 DoD\*

1% DoD\*

**US Summary**

Cases Updated ...  
2020-06-08  
Source: Johns H...

**US Cases**

1,960,8...

↑ 17,25...

0.9% DoD\*

**US Deaths**

110,990

↑ 465 DoD\*

0.4% DoD\*

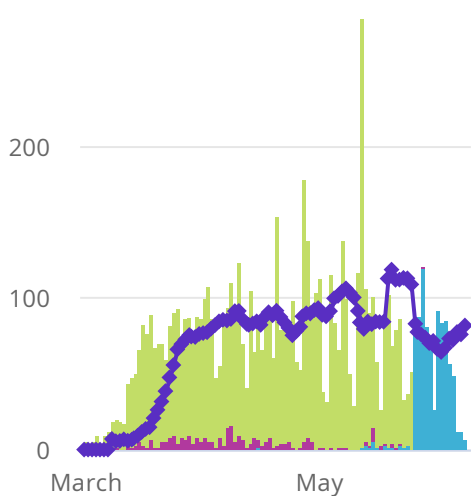
**US Recovered**

518,522

↑ 12,15...

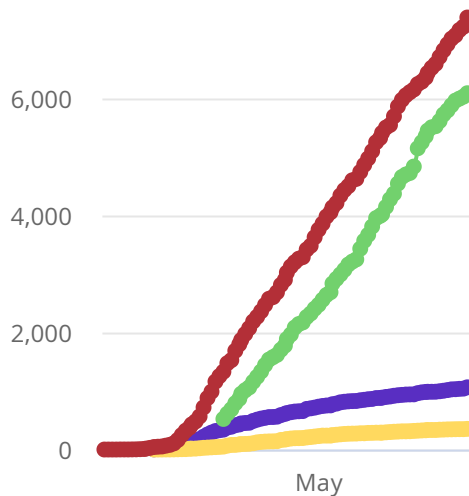
2.4% DoD\*

Oklahoma Case Status by ...



- Active
- Deceased
- Recovered\*
- Trend Line\*\*\*

Oklahoma Cumulative Cas...



- Cases
- Deaths
- Recovered\*
- Ever Hospitalized

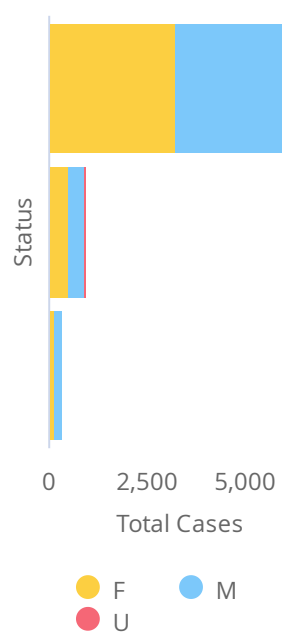
Oklahoma Total ...

- White 64.54%
- Unknown 12.16%
- Black or African American 9.28%
- American Indian or Alaska Native 6.67%
- Multiple Races/Other 4.09%
- Asian or Pacific Islander 3.27%

Oklahoma Total ...

- 18-35 27.15%
- 65+ 23.73%
- 36-49 22.11%
- 50-64 21.13%
- 05-17 4.41%
- 00-04 1.47%

Oklahoma Total ...



[View Data by County](#)

[View Data by City](#)

[View Data by Zip](#)

[View Data for Confirmed Cases](#)

[View Data for Deaths](#)

[View Data for Recoveries](#)

[Symptom Tracker](#)

[Personal Protective and Hospital Equipment](#)

[OSDH District Breakout](#)

[View Data Downloads](#)

DoD\* indicate the delta (↑ ↓) or rate of change (%) over the past 24 hours only.

\*\*Data shown are preliminary and subject to change as additional information is obtained.

Race/Ethnicity containing missing data is bucketed into the unknown category.

\*Recovered: currently not hospitalized or deceased and 14 days after onset/report. Recoveries calculated beginning on 4/6/2020.

Trend Line\*\*\* is a 7 day rolling average of the number of the confirmed cases by date of symptom onset or positive result for asymptomatic cases.

A 7 day lag has been applied to the trend line based on information collected to-date for the week