

OK Summary

Cases Updated ...
2020-06-10
Source: OK Gov...

OK Cases

7,480

↑ 117 DoD*

1.6% DoD*

OK Deaths

355

↑ 2 DoD*

0.6% DoD*

OK Recovered

6,166

↑ 93 DoD*

1.5% DoD*

US Summary

Cases Updated ...
2020-06-09
Source: Johns H...

US Cases

1,979,4...

↑ 18,51...

0.9% DoD*

US Deaths

111,989

↑ 999 DoD*

0.9% DoD*

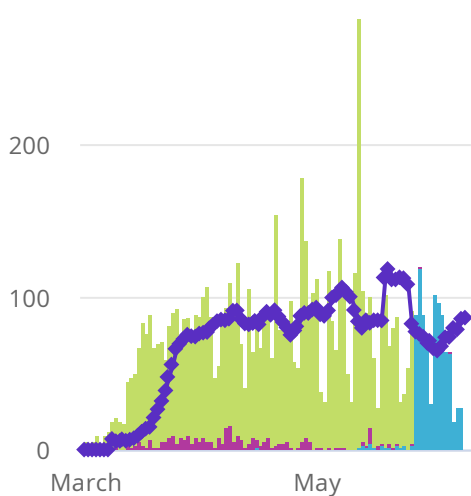
US Recovered

524,855

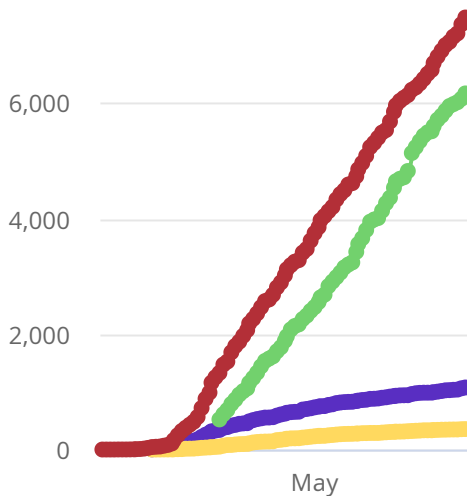
↑ 6,333 D...

1.2% DoD*

Oklahoma Case Status by ...



Oklahoma Cumulative Cas...



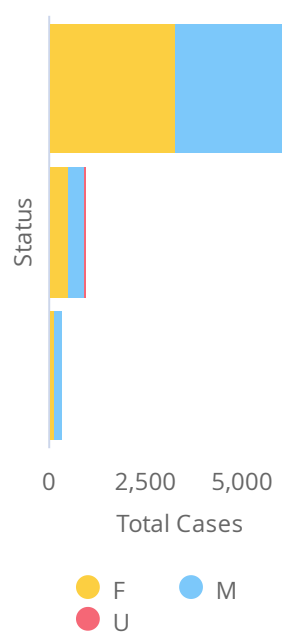
Oklahoma Total ...

- White 64.34%
- Unknown 11.89%
- Black or African American 9.24%
- American Indian or Alaska Native 6.91%
- Multiple Races/Other 4.10%
- Asian or Pacific Islander 3.52%

Oklahoma Total ...

- 18-35 27.46%
- 65+ 23.44%
- 36-49 22.13%
- 50-64 21.04%
- 05-17 4.44%
- 00-04 1.48%
- UNK 0.01%

Oklahoma Total ...



[View Data by County](#)

[View Data by City](#)

[View Data by Zip](#)

[View Data for Confirmed Cases](#)

[View Data for Deaths](#)

[View Data for Recoveries](#)

[Symptom Tracker](#)

[Personal Protective and Hospital Equipment](#)

[OSDH District Breakout](#)

[View Data Downloads](#)

DoD* indicate the delta (↑ ↓) or rate of change (%) over the past 24 hours only.

**Data shown are preliminary and subject to change as additional information is obtained.

Race/Ethnicity containing missing data is bucketed into the unknown category.

*Recovered: currently not hospitalized or deceased and 14 days after onset/report. Recoveries calculated beginning on 4/6/2020.

Trend Line*** is a 7 day rolling average of the number of the confirmed cases by date of symptom onset or positive result for asymptomatic cases.

A 7 day lag has been applied to the trend line based on information collected to-date for the week