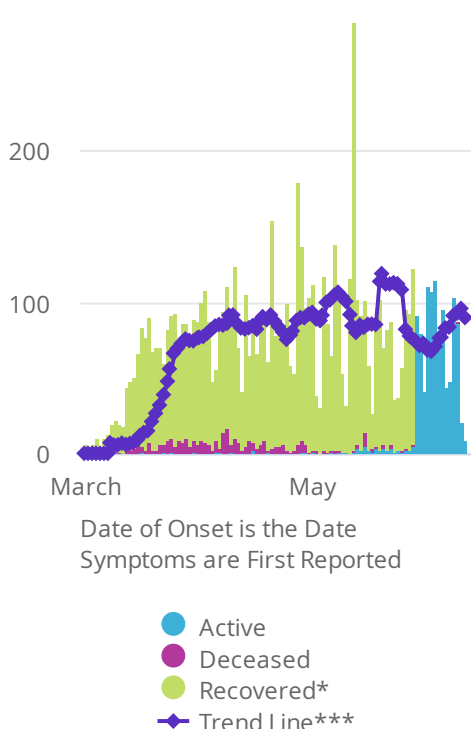


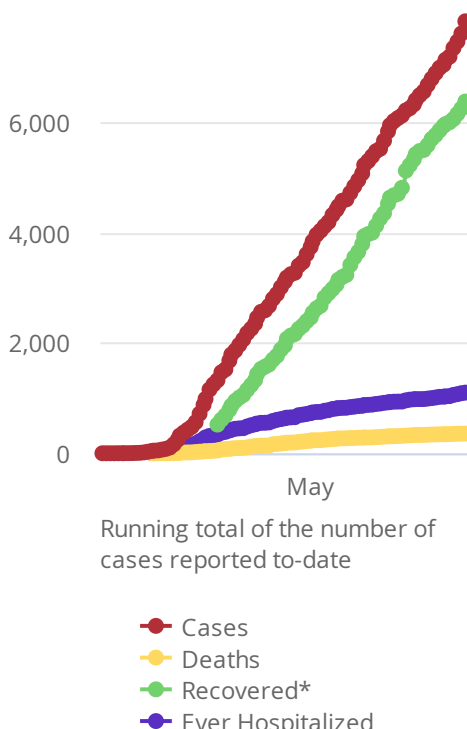
OK Summary	OK Cases	OK Deaths	OK Recovered
Cases Updated ... 2020-06-12 Source: OK Gov...	7,848 ↑ 222 DoD* 2.9% DoD*	359 ↑ 2 DoD* 0.6% DoD*	6,391 ↑ 128 DoD* 2% DoD*

US Summary	US Cases	US Deaths	US Recovered
Cases Updated ... 2020-06-11 Source: Johns H...	2,023,3... ↑ 22,88... 1.1% DoD*	113,820 ↑ 896 DoD* 0.8% DoD*	540,292 ↑ 6,788 D... 1.3% DoD*

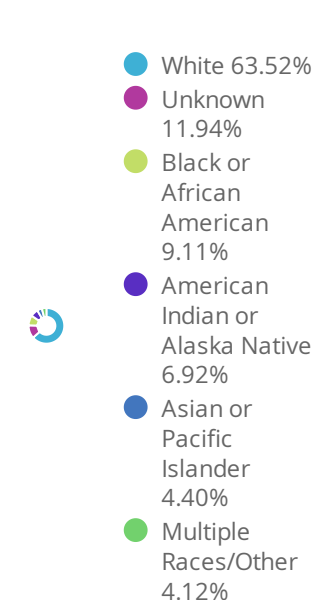
Oklahoma Case Status by ...



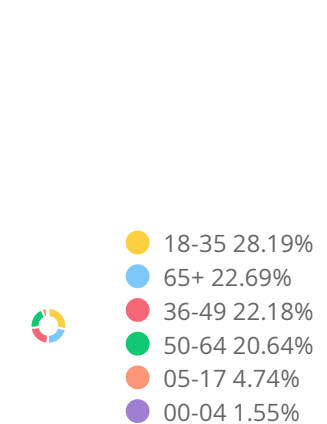
Oklahoma Cumulative Cas...



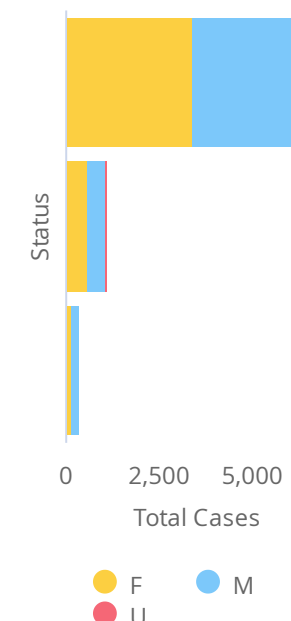
Oklahoma Total ...



Oklahoma Total ...



Oklahoma Total ...



[View Data by County](#)

[View Data by City](#)

[View Data by Zip](#)

[View Data for Confirmed Cases](#)

[View Data for Deaths](#)

[View Data for Recoveries](#)

[Symptom Tracker](#)

[Personal Protective and Hospital Equipment](#)

[OSDH District Breakout](#)

[View Data Downloads](#)

DoD* indicate the delta (↑ ↓) or rate of change (%) over the past 24 hours only.

**Data shown are preliminary and subject to change as additional information is obtained.

Race/Ethnicity containing missing data is bucketed into the unknown category.

*Recovered: currently not hospitalized or deceased and 14 days after onset/report. Recoveries calculated beginning on 4/6/2020.

Trend Line*** is a 7 day rolling average of the number of the confirmed cases by date of symptom onset or positive test result for asymptomatic cases.

A 7 day lag has been applied to the trend line based on information collected to-date for the week of 5/3 and 5/9 where within 7 days of onset date 90% of the cases had been reported.

**** The purpose of publishing aggregated statistical COVID-19 data through the OSDH Dashboard, the Executive Order Report, and the Weekly Epidemiology and Surveillance Report is to support the