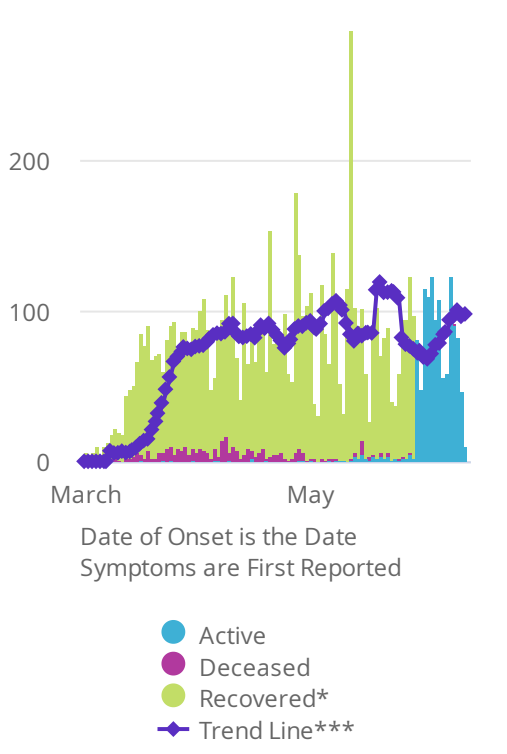


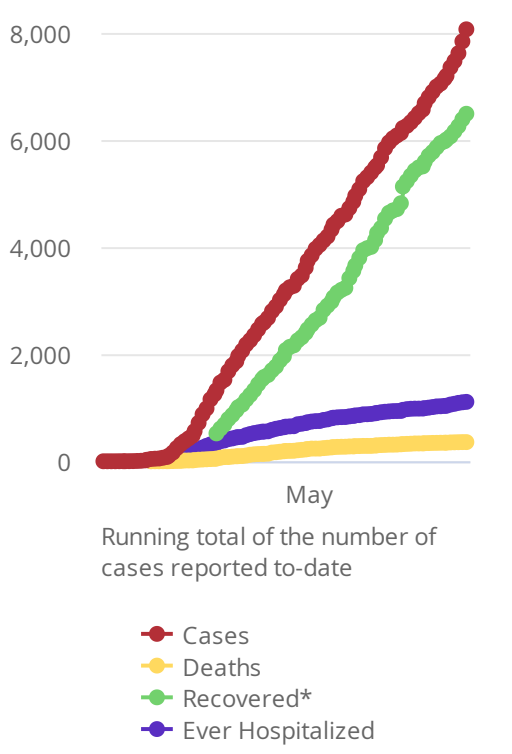
OK Summary	OK Cases	OK Deaths	OK Recovered
Cases Updated ... 2020-06-13 Source: OK Gov...	8,073 ↑ 225 DoD* 2.9% DoD*	359 --0 DoD* 0% DoD*	6,495 ↑ 104 DoD* 1.6% DoD*

US Summary	US Cases	US Deaths	US Recovered
Cases Updated ... 2020-06-12 Source: Johns H...	2,048,9... ↑ 25,63... 1.3% DoD*	114,669 ↑ 849 DoD* 0.7% DoD*	547,386 ↑ 7,094 D... 1.3% DoD*


Oklahoma Case Status by ...



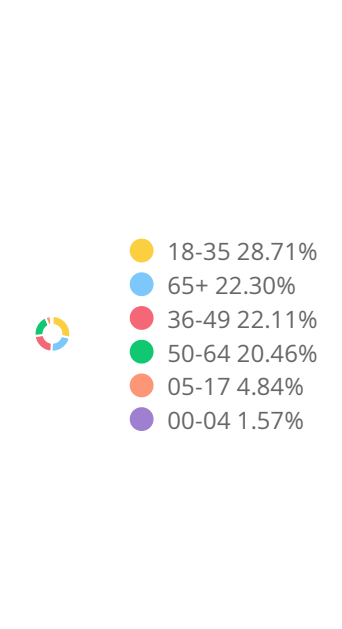
Oklahoma Cumulative Cas...



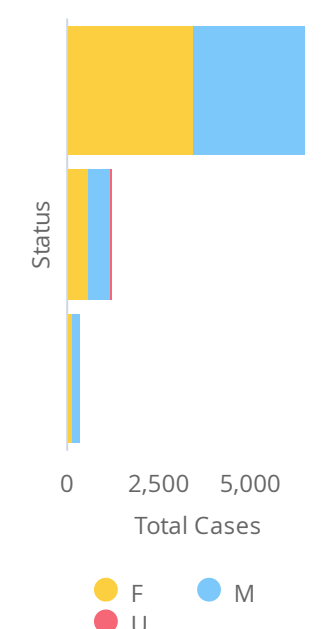
Oklahoma Total ...



Oklahoma Total ...



Oklahoma Total ...



- [View Data by County](#)
- [View Data for Confirmed Cases](#)
- [Symptom Tracker](#)

- [View Data by City](#)
- [View Data for Deaths](#)
- [Personal Protective and Hospital Equipment](#)
- [View Data Downloads](#)

- [View Data by Zip](#)
- [View Data for Recoveries](#)
- [OSDH District Breakout](#)

DoD* indicate the delta (↑ ↓) or rate of change (%) over the past 24 hours only.

**Data shown are preliminary and subject to change as additional information is obtained.

Race/Ethnicity containing missing data is bucketed into the unknown category.

*Recovered: currently not hospitalized or deceased and 14 days after onset/report. Recoveries calculated beginning on 4/6/2020.

Trend Line*** is a 7 day rolling average of the number of the confirmed cases by date of symptom onset or positive test result for asymptomatic cases.

A 7 day lag has been applied to the trend line based on information collected to-date for the week of 5/3 and 5/9 where within 7 days of onset date 90% of the cases had been reported.

**** The purpose of publishing aggregated statistical COVID-19 data through the OSDH Dashboard, the Executive Order Report, and the Weekly Epidemiology and Surveillance Report is to support the